Third Quarter Fiscal 2026



Financial results and highlights

For the three months ended
June 30, 2026 and 2025

July 29, 2026

Forward-Looking Information and Statements

Our presentations contain “forward-looking information” within the meaning of Canadian securities laws and “forward-looking statements” within the meaning of the United States Private Securities Litigation Reform Act of 1995 and other applicable United States safe harbours. All such forward-looking information and statements are made and disclosed in reliance upon the safe harbour provisions of applicable Canadian and United States securities laws. Forward-looking information and statements include all information and statements regarding CGI’s intentions, plans, expectations, beliefs, objectives, future performance, and strategy, as well as any other information or statements that relate to future events or circumstances and which do not directly and exclusively relate to historical facts. Forward-looking information and statements often but not always use words such as “believe”, “estimate”, “expect”, “intend”, “anticipate”, “foresee”, “plan”, “predict”, “project”, “aim”, “seek”, “strive”, “potential”, “continue”, “target”, “may”, “might”, “could”, “should”, and similar expressions and variations thereof. These information and statements are based on our perception of historic trends, current conditions and expected future developments, as well as other assumptions, both general and specific, that we believe are appropriate in the circumstances. Such information and statements are, however, by their very nature, subject to inherent risks and uncertainties, of which many are beyond the control of CGI, and which give rise to the possibility that actual results could differ materially from our expectations expressed in, or implied by, such forward-looking information or forward-looking statements. These risks and uncertainties include but are not restricted to: risks related to the market such as the level of business activity of our clients, which is affected by economic and political conditions, additional external risks (such as pandemics, armed conflict, climate-related issues, inflation, tariffs and/or trade wars) and our ability to negotiate new contracts; risks related to our industry such as competition and our ability to develop and expand our services to address emerging business demands and technology trends (such as artificial intelligence), to penetrate new markets, and to protect our intellectual property rights; risks related to our business such as risks associated with our growth strategy, including the integration of new operations, financial and operational risks inherent in worldwide operations, legal and operational risks inherent in contracting with government clients, foreign exchange risks, income tax laws and other tax programs, the termination, modification, delay or suspension of our contractual agreements, our expectations regarding future revenue resulting from bookings and backlog, our ability to attract and retain qualified employees, to negotiate favourable contractual terms, to deliver our services and to collect receivables, to disclose, manage and implement environmental, social and governance (ESG) initiatives and standards, and to achieve ESG commitments and targets, including without limitation, our commitment to reduce our carbon emissions, as well as the reputational and financial risks attendant to cybersecurity breaches and other incidents, including through the use of artificial intelligence, and financial risks such as liquidity needs and requirements, maintenance of financial ratios, our ability to declare and pay dividends, interest rate fluctuations and changes in creditworthiness and credit ratings; as well as other risks identified or incorporated by reference in our presentations, in CGI’s quarterly MD&A and in other documents that we make public, including our filings with the Canadian Securities Administrators (on SEDAR+ at www.sedarplus.ca) and the U.S. Securities and Exchange Commission (on EDGAR at www.sec.gov). Unless otherwise stated, the forward-looking information and statements contained in our presentations are made as of the date hereof and CGI disclaims any intention or obligation to publicly update or revise any forward-looking information or forward-looking statements, whether as a result of new information, future events or otherwise, except as required by applicable law. While we believe that our assumptions on which these forward-looking information and forward-looking statements are based were reasonable as at the date hereof, you are cautioned not to place undue reliance on these forward-looking information or statements. Furthermore, you are reminded that forward-looking information and statements are presented for the sole purpose of assisting investors and others in understanding our objectives, strategic priorities and business outlook as well as our anticipated operating environment. You are cautioned that such information may not be appropriate for other purposes. Further information on the risks that could cause our actual results to differ significantly from our current expectations may be found in the section titled Risk Environment of CGI’s quarterly MD&A, which is incorporated by reference in this cautionary statement. We also caution readers that the risks described in the previously mentioned section and in other sections of CGI’s quarterly MD&A and in our other documents and filings are not the only ones that could affect us. Additional risks and uncertainties not currently known to us or that we currently deem to be immaterial could also have a material adverse effect on our financial position, financial performance, cash flows, business or reputation.

Please refer to the “Investors” section of CGI’s website at www.cgi.com to consult disclosure documents used by management when discussing CGI’s financial results with investors and analysts.

Non-GAAP and Other Key Performance Measures Definitions

Non-GAAP financial measures and ratios used in this presentation: Constant currency revenue growth, adjusted EBIT, adjusted EBIT margin, net debt, net debt to capitalization ratio, return on invested capital (ROIC), adjusted net earnings, adjusted net earnings margin, and adjusted diluted earnings per share. CGI reports its financial results in accordance with International Financial Reporting Standards (IFRS Accounting Standards). However, management believes that these non-GAAP measures provide useful information to investors regarding the company's financial condition and results of operations as they provide additional measures of its performance. These measures do not have any standardized meaning prescribed by IFRS Accounting Standards and are therefore unlikely to be comparable to similar measures presented by other issuers and should be considered as supplemental in nature and not as a substitute for the related financial information prepared in accordance with IFRS Accounting Standards. Key performance measures used in this presentation: cash from operating activities as a percentage of revenue, bookings, book-to-bill ratio, book-to-bill ratio trailing twelve months, backlog, days sales outstanding (DSO), earnings before income taxes margin and net earnings margin.

The descriptions of these non-GAAP measures (and reconciliations to their closest IFRS Accounting Standards measures) and ratios and other key performance measures can be found on pages 3, 4, 5 and 6 of our Q3-F2026 MD&A dated July 29, 2026, which is posted on CGI's website and filed with the Canadian Securities Administrators on SEDAR+ at www.sedarplus.ca and EDGAR at www.sec.gov.

All amounts are in Canadian dollars unless otherwise indicated.

© 2026 CGI Inc.

Building **what's next**

For 50 years, we've combined human ingenuity with the power of technology to help our clients achieve meaningful outcomes. To all those with whom we've had the privilege of collaborating: **thank you**.

The role of technology in shaping a better world has never been more powerful—or more human. And, for us, this is only the beginning.

cgi.com/50-years



© 2026 CGI Inc.



Tim Hurlebaus

President and
Chief Executive Officer



Steve Perron

Executive Vice-President and
Chief Financial Officer

© 2026 CGI Inc.

Financial highlights: Q3 F2026

	Q3 F2026	vs. Q3 F2025
Revenue	$4.19B	2.5%
Constant currency revenue growth*		1.3%
Earnings before income taxes	$634M	14.9%
Earnings before income taxes margin*	15.1%	160 bps
Adjusted EBIT*	$682M	2.3%
Adjusted EBIT margin*	16.3%	- bps
Net earnings	$465M	13.8%
Net earnings margin*	11.1%	110 bps
Adjusted net earnings*	$478M	1.7%
Adjusted net earnings margin*	11.4%	(10 bps)
Diluted EPS	$2.23	22.5%
Adjusted diluted EPS*	$2.29	9.0%

* Constant currency revenue growth, adjusted EBIT, adjusted EBIT margin, adjusted net earnings, adjusted net earnings margin and adjusted diluted EPS are non-GAAP measures for which we provide more details in the Q3-F2026 MD&A, including reconciliations to their closest IFRS Accounting Standards measure, in Section 3.6. and 3.8. of the Q3-F2026 MD&A, to be read in conjunction with their definitions starting on page 3 of the Q3-F2026 MD&A. Earnings before income taxes margin and net earnings margin are key performance measures for which we provide more details in the Q3-F2026 MD&A, including their definitions starting on page 4 of the Q3-F2026 MD&A.

© 2026 CGI Inc.

CEO Remarks

“CGI’s results in the quarter continue to reflect our positioning to meet client demand, as well as our operational excellence—both of which contributed to revenue growth, EPS accretion, and strong cash generation,” said Tim Hurlebaus, President and Chief Executive Officer. “Strong government sector awards contributed to a 108% book-to-bill over the past year, up 7% year-over-year. Combined with a robust backlog of contracted engagements and a rising opportunity pipeline, we remain positioned to continue the profitable growth momentum we realized in the quarter.”

“Across every industry, clients are increasingly focused on how to securely operate with AI embedded at enterprise scale,” continued Mr. Hurlebaus. “Importantly, clients recognize that long-term business and mission value now depends as much on modern data, cybersecurity and organizational readiness as it does on AI innovation. This shift continues to create new opportunities for CGI to partner with clients to drive efficiency, modernization and transformation—all while preserving clients’ flexibility to adapt as technologies evolve.”

© 2026 CGI Inc.

CGI’s Talent Profile: 94,000 consultants and professionals

CGI’s balanced global delivery model

63%

of CGI consultants are in client proximity

12%

of CGI consultants are in nearshore or onshore Delivery Centers

25%

of CGI consultants are in CGI’s Global Delivery Centers (including India, Philippines and Morocco)

Aligned through a culture of ownership: 85% are shareholders through our Share Purchase Plan

© 2026 CGI Inc.

Revenue mix: Q3 F2026

(% of revenue)

Service type

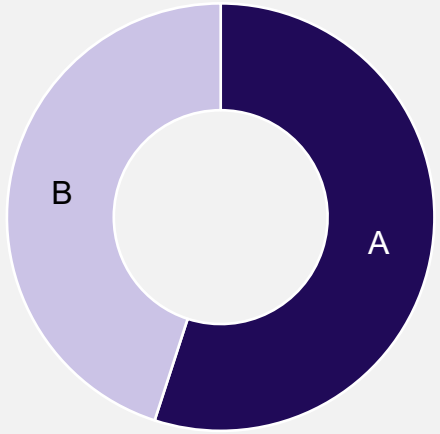

- A. Managed IT and business process services, 55%
- B. Business and strategic IT consulting and systems integration services, 45%

Client geography

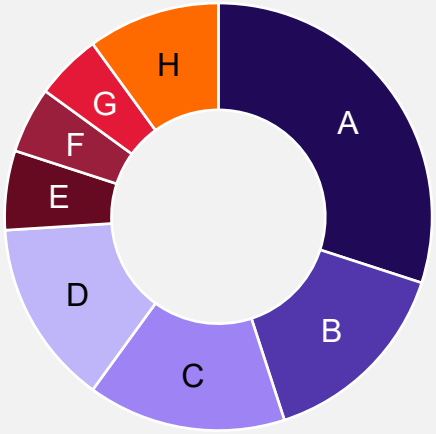

- A. U.S., 30%
- B. France, 15%
- C. U.K., 15%
- D. Canada, 14%
- E. Germany, 6%
- F. Finland, 5%
- G. Sweden, 5%
- H. Rest of the world, 10%

Vertical market

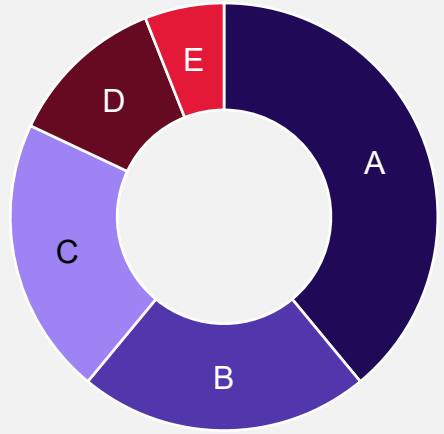

- A. Government, 39%
- B. Financial services, 22%
- C. MRD, 21%
- D. Communications and utilities, 12%
- E. Health, 6%

© 2026 CGI Inc.

Financial highlights: Q3 F2026

(in millions of dollars and % of revenue)

Earnings before income taxes and margin*

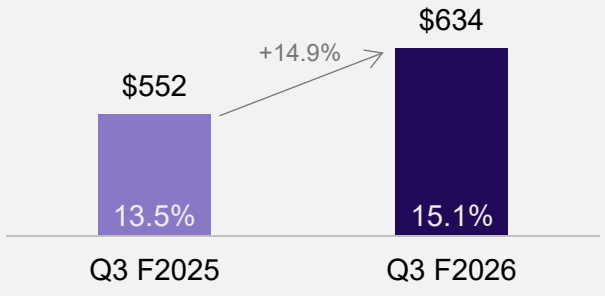

Net earnings and margin*

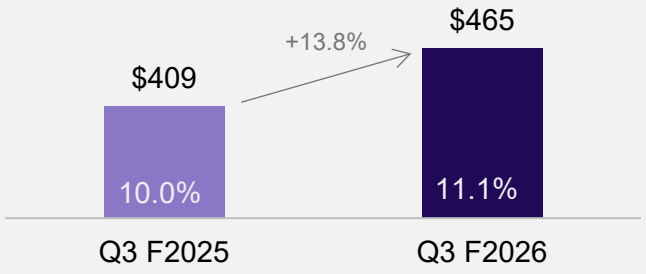

Diluted EPS

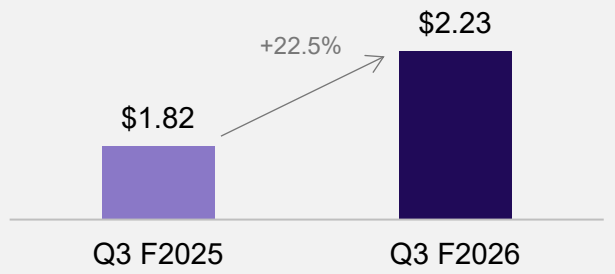

Adjusted EBIT and margin*

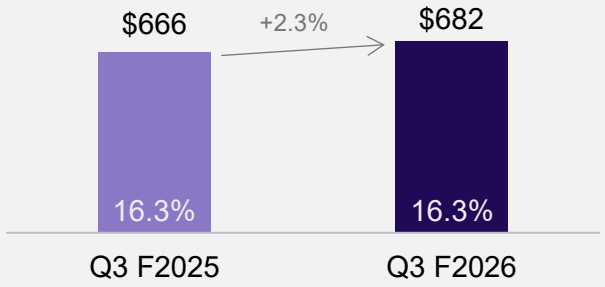

Adjusted net earnings and margin*

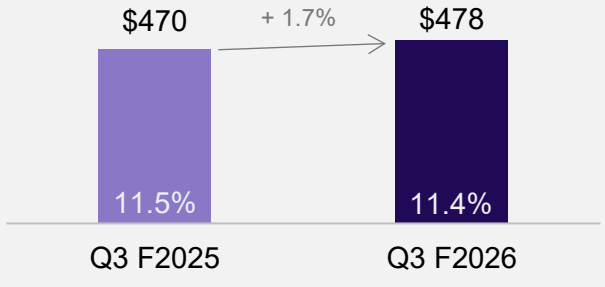

Adjusted diluted EPS*

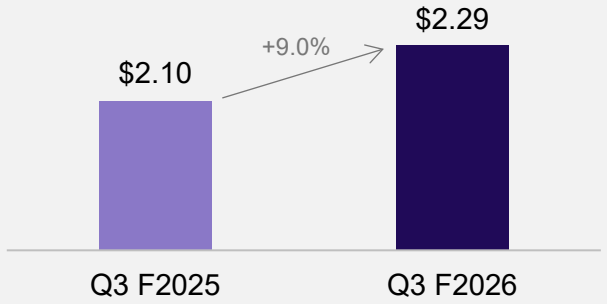

* Adjusted EBIT, adjusted EBIT margin, and adjusted diluted EPS are non-GAAP measures for which we provide more details in the Q3-F2026 MD&A, including reconciliations to their closest IFRS Accounting Standards measure (when applicable) in Section 3.6. and 3.8. of the Q3-F2026 MD&A, to be read in conjunction with their definitions starting on page 4 of the Q3-F2026 MD&A. Earnings before income taxes margin, net earnings, net earnings margin and diluted EPS are key performance measures for which we provide more details in the Q3-F2026 MD&A, including their definitions on page 4 of the Q3-F2026 MD&A.

© 2026 CGI Inc.

Other Financial Metrics

Cash provided by operating activities*

Q3 F2026

$605M

14.4% of revenue*
Prior year period $487M

Last 12 months

$2.59B

15.8% of revenue*
Prior year period $2.20B

Capital structure ratios

Return on Invested Capital*

13.4%

versus 14.6% in prior year period

Net Debt to Capitalization*

26.6%

versus 23.4% in prior year period

* Cash provided by operating activities and cash provided by operating activities as a percentage of revenue are key performance measures for which we provide more details in the Q3-F2026 MD&A, including their definitions on page 5 of the Q3-F2026 MD&A. Net debt to capitalization and return on invested capital are non-GAAP measures for which we provide more details in the Q3-F2026 MD&A, including reconciliations to their closest IFRS Accounting Standards measure (when applicable) in Section 4.5. of the Q3-F2026 MD&A, to be read in conjunction with their definitions on page 6 of the Q3-F2026 MD&A.

© 2026 CGI Inc.

Book-to-bill ratio* of 108.1% for the last twelve months

Q3 F2026 bookings*

$4.2B

Q3 F2026 Book-to-bill ratio*

100.1%

Last-12-months Book-to-bill ratio*

108.1%

Q3 F2026 Bookings by contract type

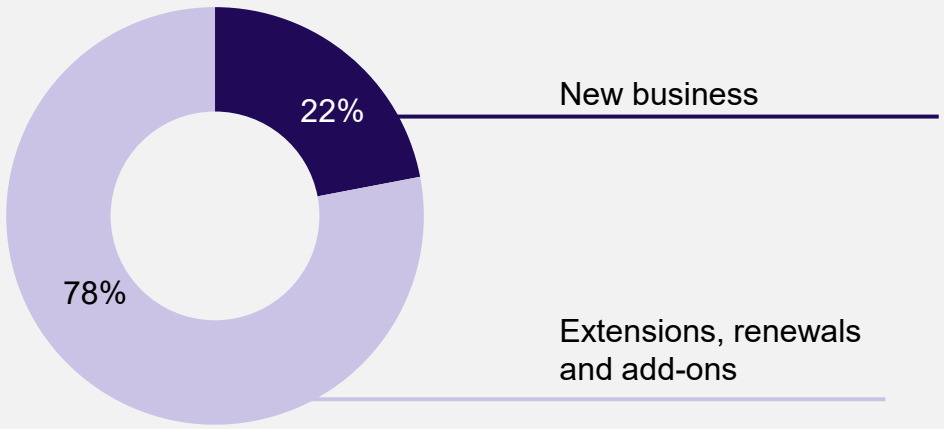

Q3 F2026 Bookings by service type

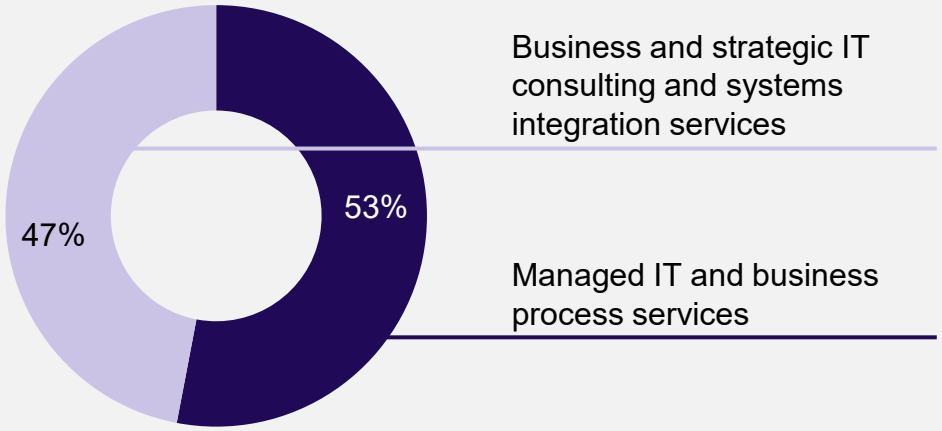

* Bookings, book-to-bill ratio and book-to-bill ratio trailing twelve months are key performance measures for which we provide more details in the Q3-F2026 MD&A, including their definitions on page 3 of the Q3-F2026 MD&A.

© 2026 CGI Inc.

Segmented Results

In millions of CAD	Q3 F2026			Q3 F2025		
	Revenue	Adjusted EBIT*		Revenue	Adjusted EBIT*	
	$	$	%	$	$	%
Western and Southern Europe	738.6	83.0	11.2%	663.0	79.6	12.0%
U.S. Commercial and State Government	622.0	95.1	15.3%	645.3	95.1	14.7%
U.K. and Australia	585.1	94.3	16.1%	570.8	78.2	13.7%
Canada	533.7	126.3	23.7%	526.6	117.9	22.4%
U.S. Federal	573.3	94.3	16.4%	558.4	92.0	16.5%
Scandinavia, Northwest and Central-East Europe	458.1	60.5	13.2%	447.3	60.3	13.5%
Finland, Poland and Baltics	246.9	35.9	14.6%	236.1	39.1	16.6%
Germany	218.0	13.5	6.2%	226.5	27.3	12.1%
Asia Pacific	254.2	78.8	31.0%	254.8	76.7	30.1%
Eliminations	(36.9)			(38.8)		
Total CGI	**4,193.0**	**681.7**	**16.3%**	**4,090.2**	**666.1**	**16.3%**

* Adjusted EBIT and adjusted EBIT margin are non-GAAP measures for which we provide more details in the Q3-F2026 MD&A, including reconciliations to their closest IFRS Accounting Standards measure in Section 3.6. of the Q3-F2026 MD&A, to be read in conjunction with their definitions on page 4 of the Q3-F2026 MD&A.

© 2026 CGI Inc.

Quarterly Trends

© 2026 CGI Inc.

Revenue Trend

Revenue of $4,193 million, year-over-year growth of 2.5% or 1.3%* on a constant currency basis

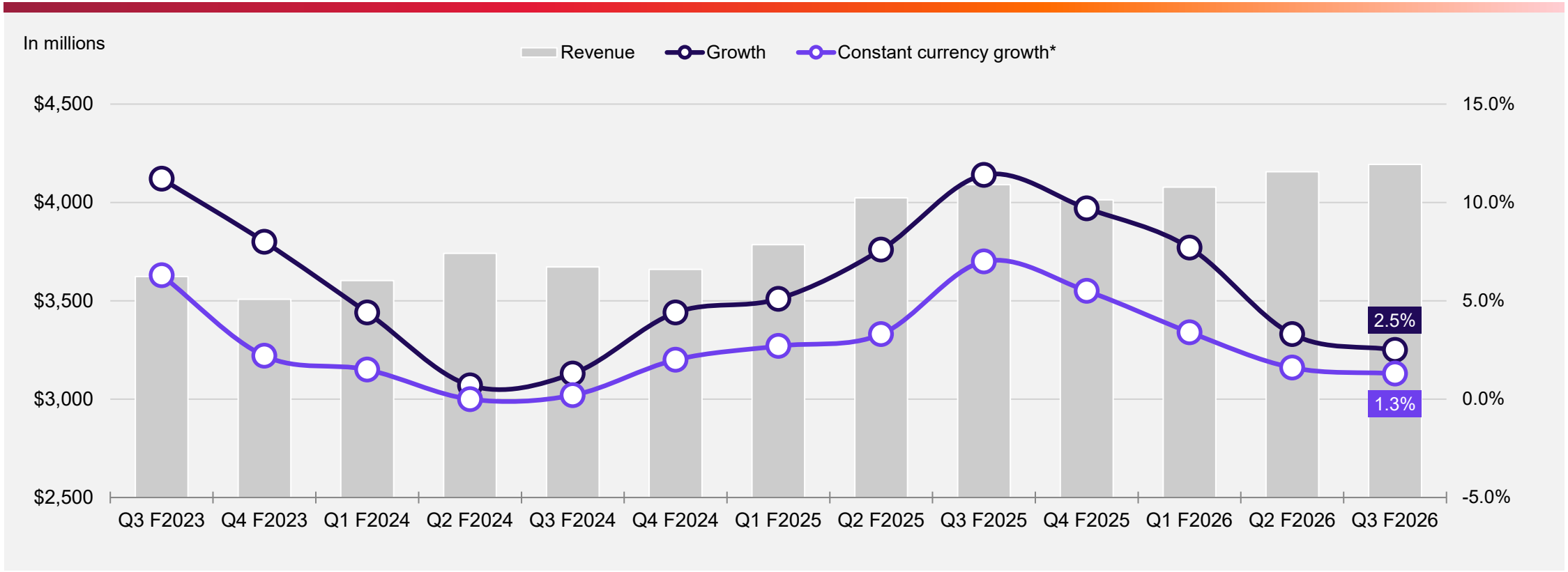

* Constant currency revenue growth is a non-GAAP measure for which we provide more details in the Q3-F2026 MD&A, including reconciliations to its closest IFRS Accounting Standards measure in Section 3.4. of the Q3-F2026 MD&A, to be read in conjunction with its definition on page 3 of the Q3-F2026 MD&A.

© 2026 CGI Inc.

Earnings Before Income Taxes and Margin* Trend

Earnings before income taxes of $634 million; margin* of 15.1%, up 160 basis points from Q3 F2025

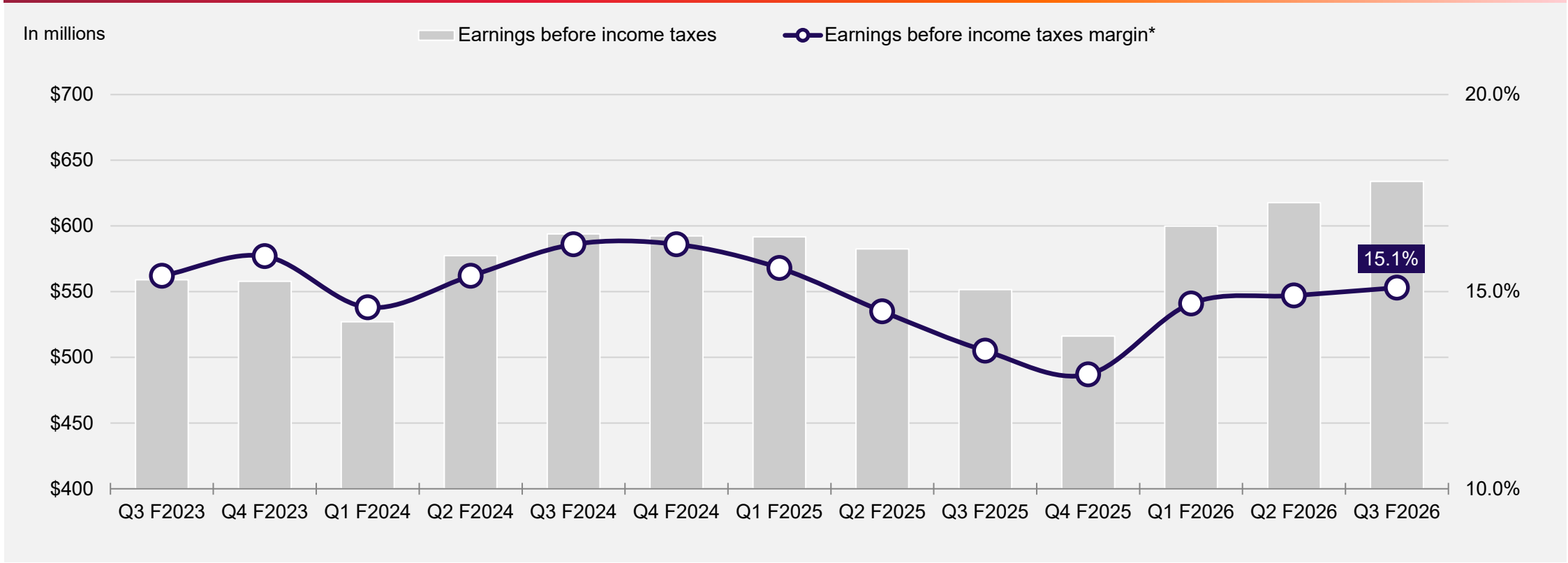

* Earnings before income taxes margin is a key performance measure for which we provide more details in the Q3-F2026 MD&A, including its definition on page 4 of the Q3-F2026 MD&A.

© 2026 CGI Inc.

Adjusted EBIT* and Margin* Trend

Adjusted EBIT* of $682 million; stable margin* of 16.3%

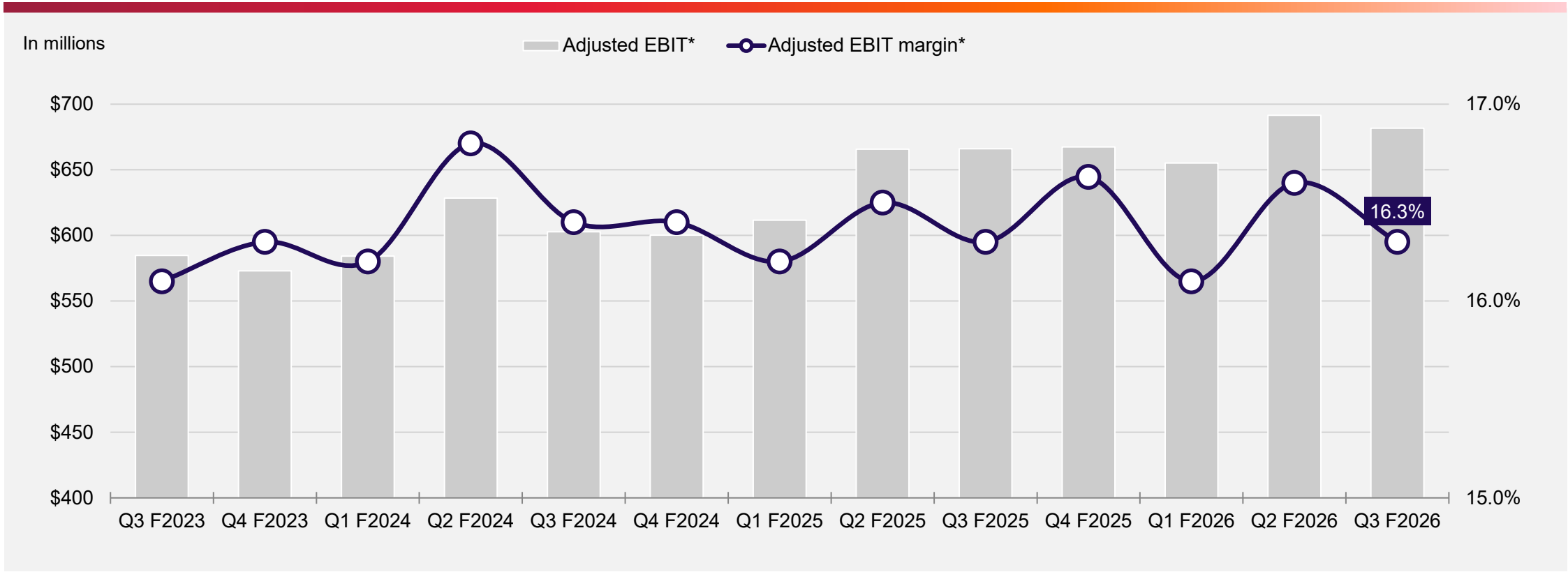

* Adjusted EBIT and adjusted EBIT margin are non-GAAP measures for which we provide more details in the Q3-F2026 MD&A, including reconciliations to their closest IFRS Accounting Standards measure in Section 3.6. of the Q3-F2026 MD&A, to be read in conjunction with their definitions starting on page 4 of the Q3-F2026 MD&A.

© 2026 CGI Inc.

Net Earnings Margin* and Diluted EPS Trend

Net earnings of $465 million – diluted EPS of $2.23, up 22.5% from Q3 F2025

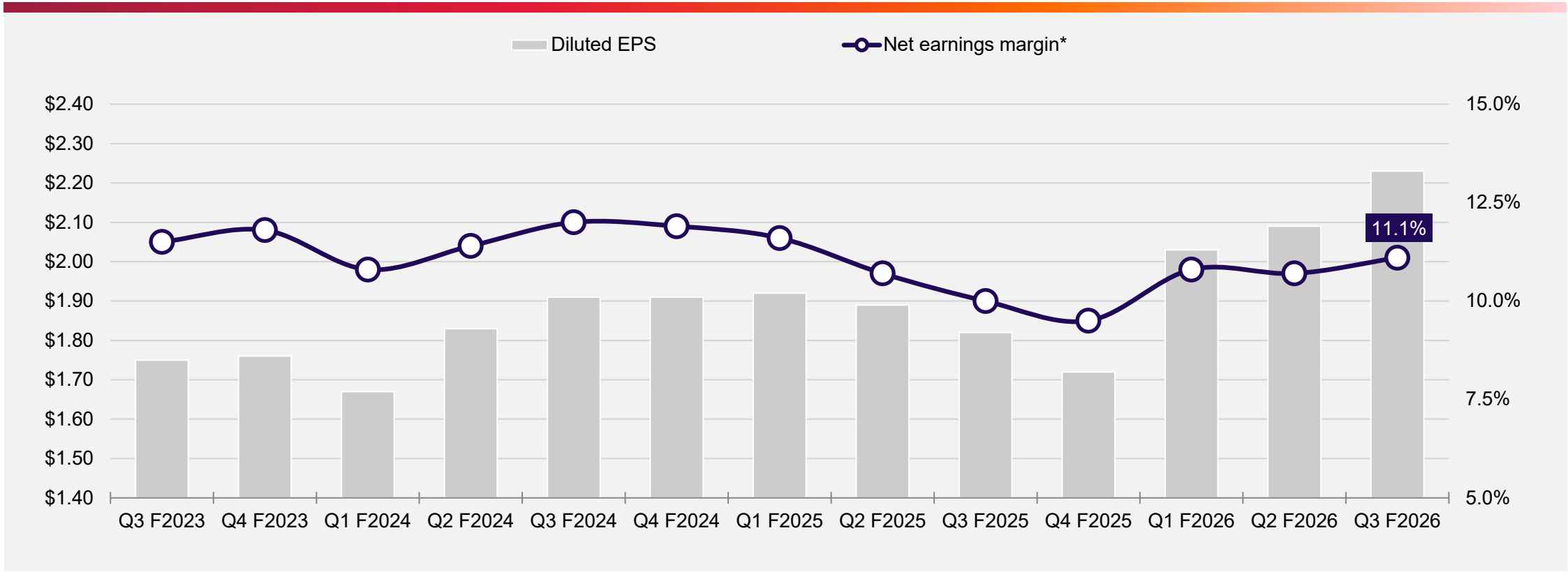

* Net earnings margin is a key performance measure for which we provide more details in the Q3-F2026 MD&A, including its definition on page 4 of the Q3-F2026 MD&A.

© 2026 CGI Inc.

Adjusted Net Earnings Margin* and Adjusted Diluted EPS* Trend

Adjusted net earnings* of $478 million – adjusted diluted EPS* of $2.29 up 9.0% from Q3 F2025

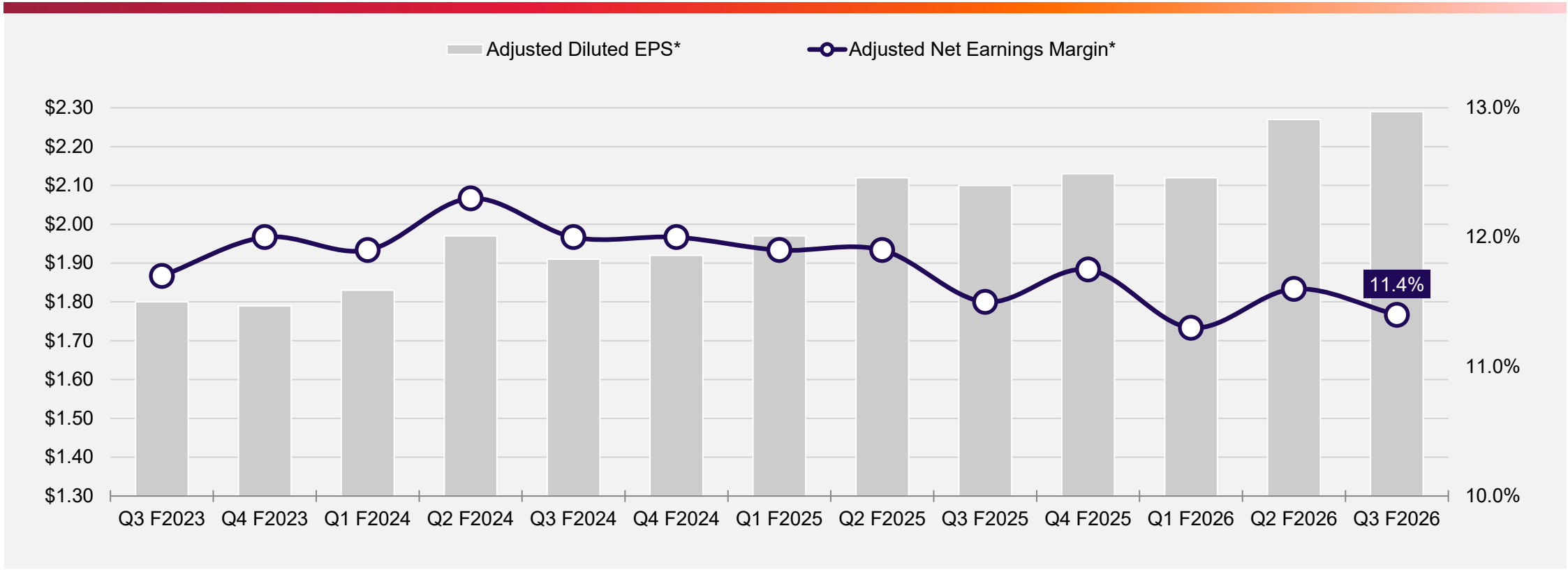

* Adjusted net earnings margin and adjusted diluted EPS are non-GAAP measures for which we provide more details in the Q3-F2026 MD&A, including reconciliations to their closest IFRS Accounting Standards measure in Section 3.8. of the Q3-F2026 MD&A, to be read in conjunction with their definitions starting on page 4 of the Q3-F2026 MD&A.

© 2026 CGI Inc.

Long-Term Debt and Lease Liabilities* Trend

Long-term debt and lease liabilities* at $4.34 billion, up $0.09 billion from Q3 F2025

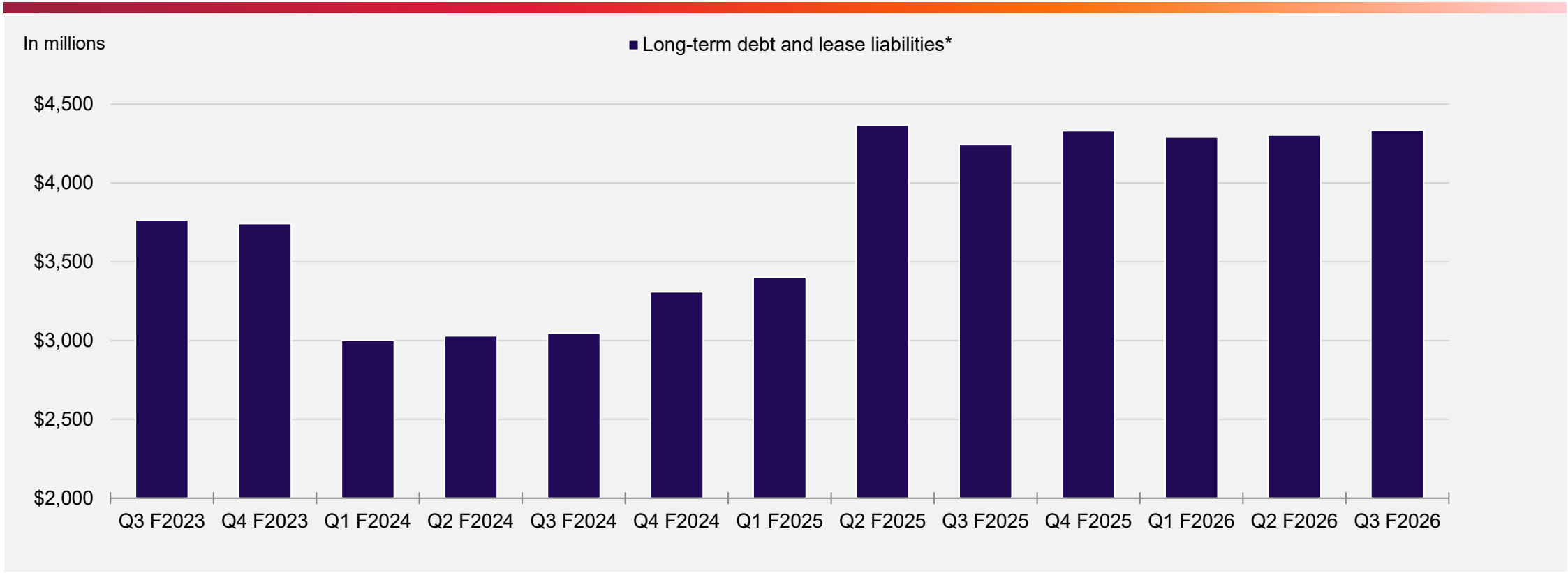

* Long-term debt and lease liabilities include the current portions.

© 2026 CGI Inc.

Net Debt* Trend

Net debt* at $3.68 billion or 26.6% net debt to capitalization ratio*

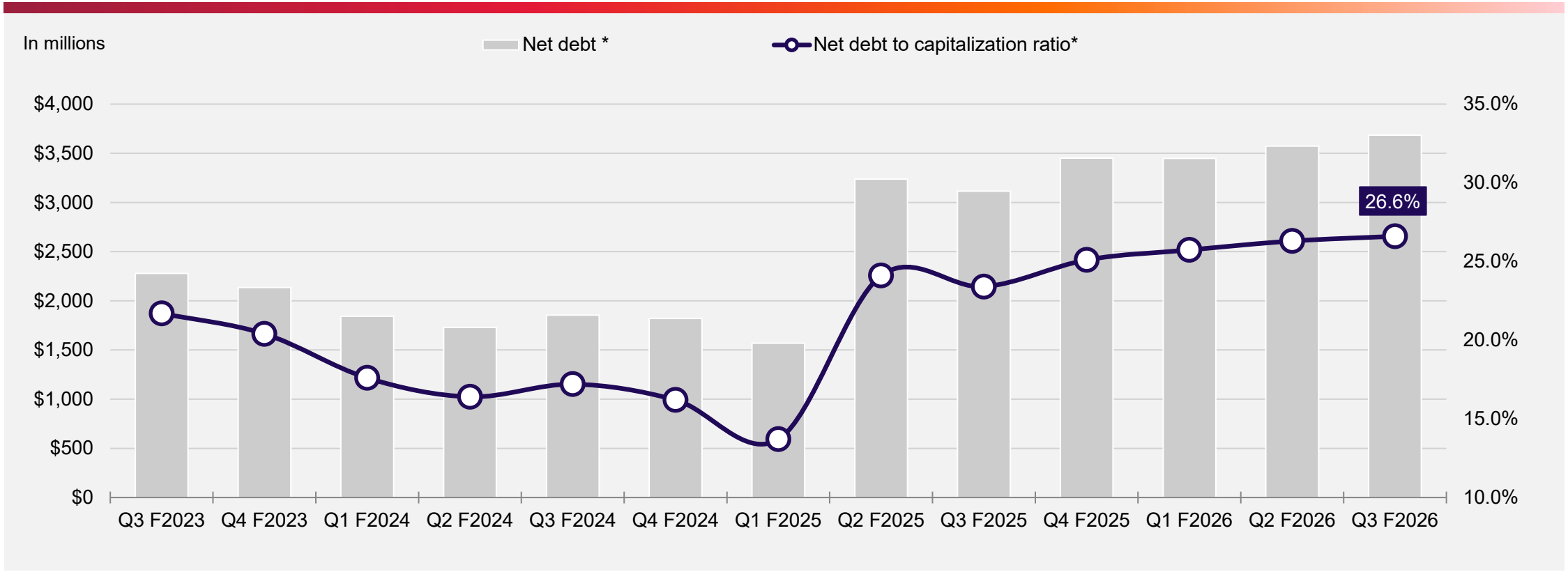

* Net debt and net debt to capitalization ratio are non-GAAP measures or ratios for which we provide more details in the Q3-F2026 MD&A, including reconciliations to their closest IFRS Accounting Standards measure in Section 4.5. of the Q3-F2026 MD&A, to be read in conjunction with their definitions on page 6 of the Q3-F2026 MD&A.

© 2026 CGI Inc.

Contact our investor relations team to continue the conversation

Kevin Linder
Senior Vice-President, Investor Relations
kevin.linder@cgi.com
+1-905-973-8363

Christina Leclerc
Director, Investor Relations
christina.leclerc@cgi.com
+1-514-978-5448

IR@cgi.com

For more information: cgi.com/investors

© 2026 CGI Inc.

Insights you can act on

Founded in 1976, CGI is among the largest IT and business consulting services firms in the world.

We are insights-driven and outcomes-focused to help accelerate returns on your investments. Across hundreds of locations worldwide, we provide comprehensive, scalable and sustainable IT and business consulting services that are informed globally and delivered locally.

cgi.com



CGI