

Third quarter Fiscal 2021 results

**For the three month period ended on
June 30, 2021**

July 28, 2021

CGI



Forward-looking information and statements

Our presentations contain “forward-looking information” within the meaning of Canadian securities laws and “forward-looking statements” within the meaning of the United States Private Securities Litigation Reform Act of 1995 and other applicable United States safe harbours. All such forward-looking information and statements are made and disclosed in reliance upon the safe harbour provisions of applicable Canadian and United States securities laws. Forward-looking information and statements include all information and statements regarding CGI’s intentions, plans, expectations, beliefs, objectives, future performance, and strategy, as well as any other information or statements that relate to future events or circumstances and which do not directly and exclusively relate to historical facts. Forward-looking information and statements often but not always use words such as “believe”, “estimate”, “expect”, “intend”, “anticipate”, “foresee”, “plan”, “predict”, “project”, “aim”, “seek”, “strive”, “potential”, “continue”, “target”, “may”, “might”, “could”, “should”, and similar expressions and variations thereof. These information and statements are based on our perception of historic trends, current conditions and expected future developments, as well as other assumptions, both general and specific, that we believe are appropriate in the circumstances. Such information and statements are, however, by their very nature, subject to inherent risks and uncertainties, of which many are beyond the control of CGI, and which give rise to the possibility that actual results could differ materially from our expectations expressed in, or implied by, such forward-looking information or forward-looking statements. These risks and uncertainties include but are not restricted to: risks related to the market such as the level of business activity of our clients, which is affected by economic and political conditions, external risks (such as pandemics) and our ability to negotiate new contracts; risks related to our industry such as competition and our ability to attract and retain qualified employees, to develop and expand our services, to penetrate new markets, and to protect our intellectual property rights; risks related to our business such as risks associated with our growth strategy, including the integration of new operations, financial and operational risks inherent in worldwide operations, foreign exchange risks, income tax laws, our ability to negotiate favourable contractual terms, to deliver our services and to collect receivables, and the reputational and financial risks attendant to cybersecurity breaches and other incidents; as well as other risks identified or incorporated by reference in our presentations, in CGI’s Q3 F2021 quarterly MD&A and in other documents that we make public, including our filings with the Canadian Securities Administrators (on SEDAR at www.sedar.com) and the U.S. Securities and Exchange Commission (on EDGAR at www.sec.gov). For a discussion of risks in response to the coronavirus (COVID-19) pandemic, see Pandemic Risks in section 8.1.1 of CGI’s quarterly MD&A. Unless otherwise stated, the forward-looking information and statements contained in our presentations are made as of the date hereof and CGI disclaims any intention or obligation to publicly update or revise any forward-looking information or forward-looking statements, whether as a result of new information, future events or otherwise, except as required by applicable law. While we believe that our assumptions on which these forward-looking information and forward-looking statements are based were reasonable as at the date hereof, you are cautioned not to place undue reliance on these forward-looking information or statements. Furthermore, you are reminded that forward-looking information and statements are presented for the sole purpose of assisting investors and others in understanding our objectives, strategic priorities and business outlook as well as our anticipated operating environment. You are cautioned that such information may not be appropriate for other purposes. Further information on the risks that could cause our actual results to differ significantly from our current expectations may be found in the section titled “Risk Environment” of CGI’s quarterly MD&A, which is incorporated by reference in this cautionary statement. We also caution that the above-mentioned risks and the risks disclosed in CGI’s quarterly MD&A and other documents and filings are not the only ones that could affect us. Additional risks and uncertainties not currently known to us or that we currently deem to be immaterial could also have a material adverse effect on our financial position, financial performance, cash flows, business or reputation.

Please refer to the “Investors” section of CGI’s website at www.cgi.com to consult disclosure documents used by management when discussing CGI’s financial results with investors and analysts.

All amounts are in Canadian dollars unless otherwise indicated.

Non-GAAP Financial Performance Measures Definitions

The reader should note that the Company reports its financial results in accordance with IFRS. However, we use a combination of financial measures, ratios, and non-GAAP measures to assess the Company’s performance. The non-GAAP measures used in this presentation do not have any standardized meaning prescribed by IFRS and are therefore unlikely to be comparable to similar measures presented by other issuers. These measures should be considered as supplemental in nature and not as a substitute for the related financial information prepared in accordance with IFRS. Management believes these measures are useful to investors as it best reflects the performance of our activities and allows for better comparability from period to period as well as to trend analysis. The following non-GAAP financial performance measures are defined on pages 3, 4 and 5 of our quarterly MD&A which is posted on CGI’s website, and filed with SEDAR and EDGAR:

Adjusted EBIT (non-GAAP); adjusted EBIT margin (non-GAAP); net earnings excluding specific items (non-GAAP); net earnings margin (non-GAAP); net earnings margin excluding specific items (non-GAAP); diluted earnings per share excluding specific items (non-GAAP); days sales outstanding (DSO) (non-GAAP); constant currency growth (non-GAAP); backlog (non-GAAP); bookings (non-GAAP); book-to-bill ratio (non-GAAP); net debt (non-GAAP); net debt to capitalization ratio (non-GAAP); return on equity (ROE) (non-GAAP), and return on invested capital (ROIC) (non-GAAP).



GEORGE D. SCHINDLER











President and
Chief Executive Officer



FRANÇOIS BOULANGER

Executive Vice-President and
Chief Financial Officer

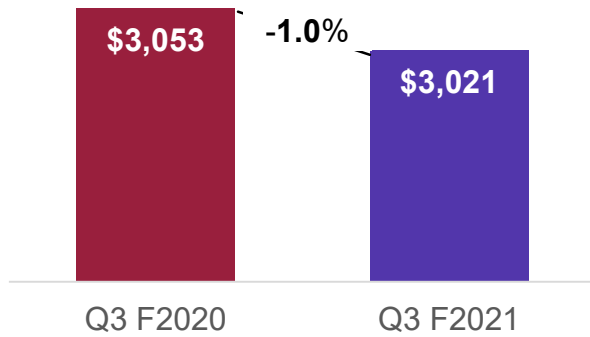
Q3 Fiscal 2021 Results

			vs Q3 F2020
Revenue	\$3.02B		-1.0%
Constant currency growth*			3.5%
Adjusted EBIT*	\$477M		6.4%
Adjusted EBIT margin*	15.8%		110 bps
Net earnings	\$338M		29.7%
Net earnings margin*	11.2%		270 bps
Net earnings excluding specific items*	\$339M		9.9%
Net earnings margin excluding specific items*	11.2%		110 bps
Diluted EPS	\$1.36		36.0%
Diluted EPS excluding specific items*	\$1.36		15.3%

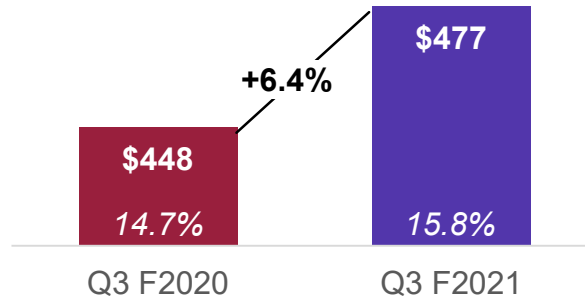
* Constant currency growth, adjusted EBIT and margin, net earnings margin, and net earnings, net earnings margin and diluted EPS, all three excluding specific items, are non-GAAP measures for which we provide the reconciliation to their closest IFRS measure in the Q3 F2021 MD&A. Specific items can be comprised of acquisition-related costs, and integration and restructuring costs, all of which are net of tax. These specific items are discussed in section 3.8.3 of the Q3 F2021 MD&A.

Q3 Fiscal 2021 Results

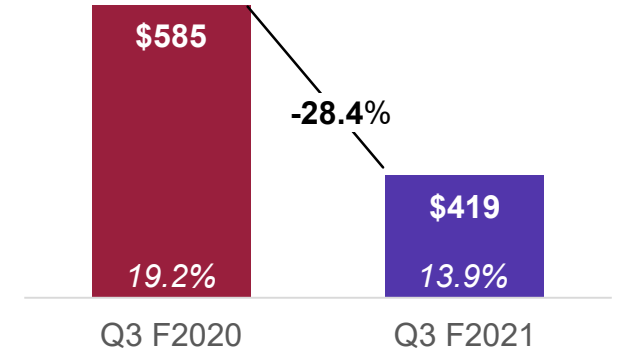
Revenue



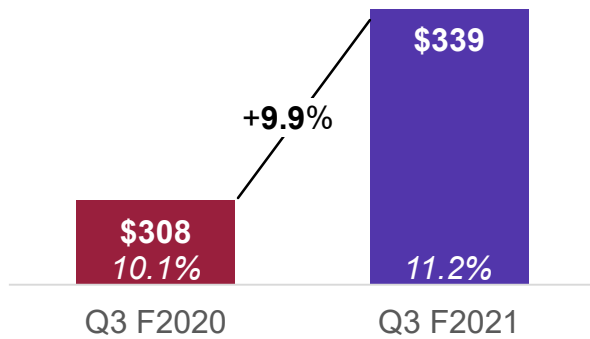
Adjusted EBIT and margin*



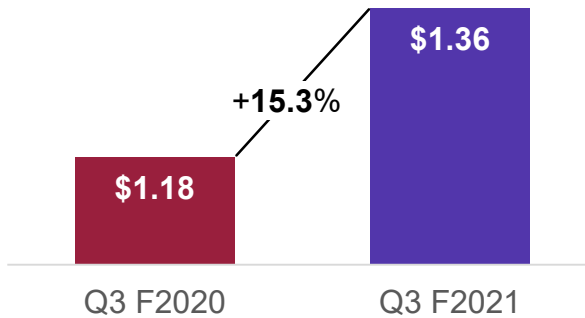
Cash provided by operating activities (in dollars and % of revenue)



Net earnings and margin, excluding specific items*



Diluted EPS excluding specific items*



* Adjusted EBIT and margin, and net earnings, net earnings margin and diluted EPS, all three excluding specific items are non-GAAP measures for which we provide more details in the Q3 F2021 MD&A

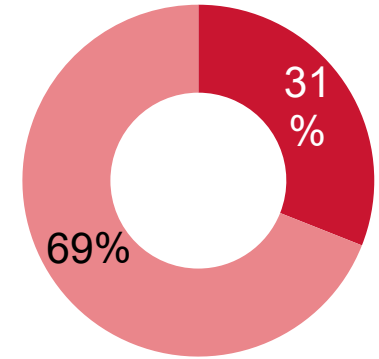
Demand for end-to-end services driving bookings

\$3.6B in Q3 bookings, book-to-bill of 120%

Q3 F2021

\$3.6B

120%



BOOKINGS*

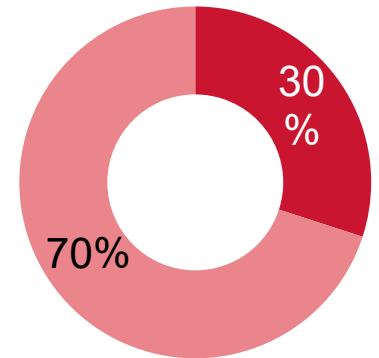
BOOK-TO-BILL*

CONTRACT TYPE

Last twelve months

\$14.4B

120%



* Bookings and book-to-bill ratio are non-GAAP measures for which we provide more details in the Q3 F2021 MD&A

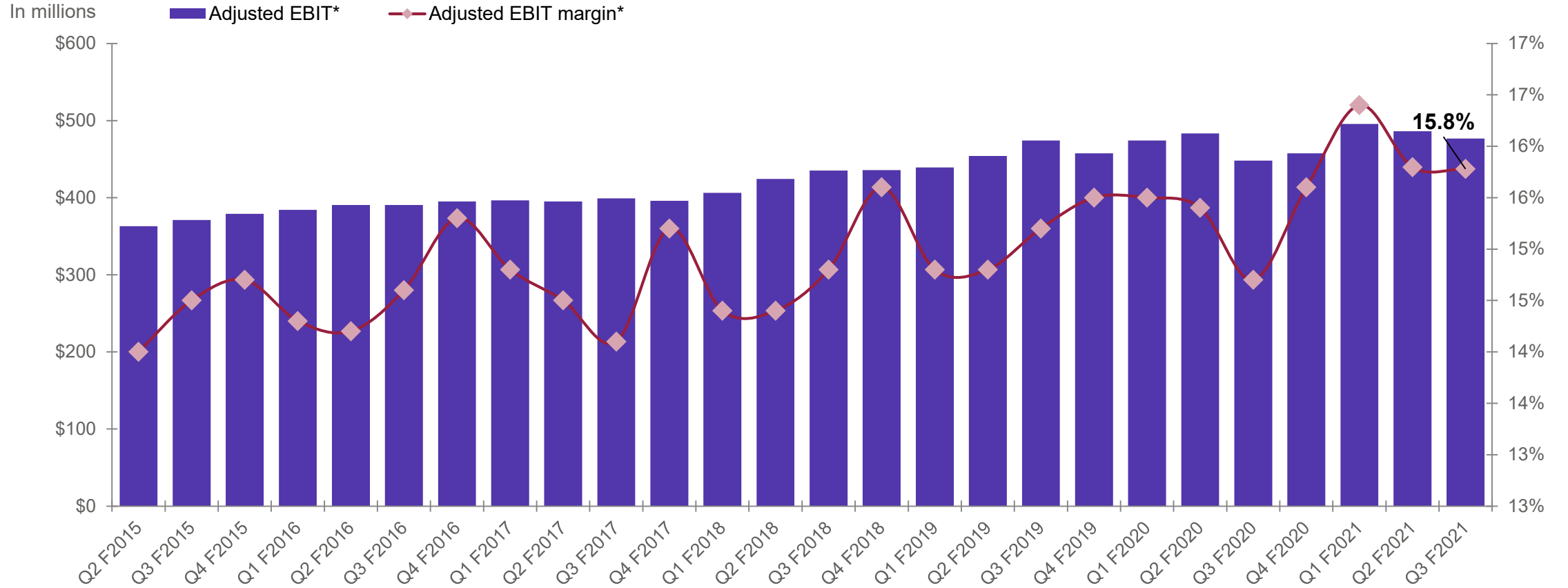
Cash provided by operating activities

Q3 F2021	\$419M	13.9%	\$1.68
	CASH FLOW	% OF REVENUE	PER SHARE*
Last twelve months	\$2.08B	17.3%	\$8.12

* Cash provided by operating activities per diluted share (non GAAP) is a measure of our cash provided by operating activities on a per share basis, assuming all dilutive elements are exercised

Q3 Fiscal 2021 Results

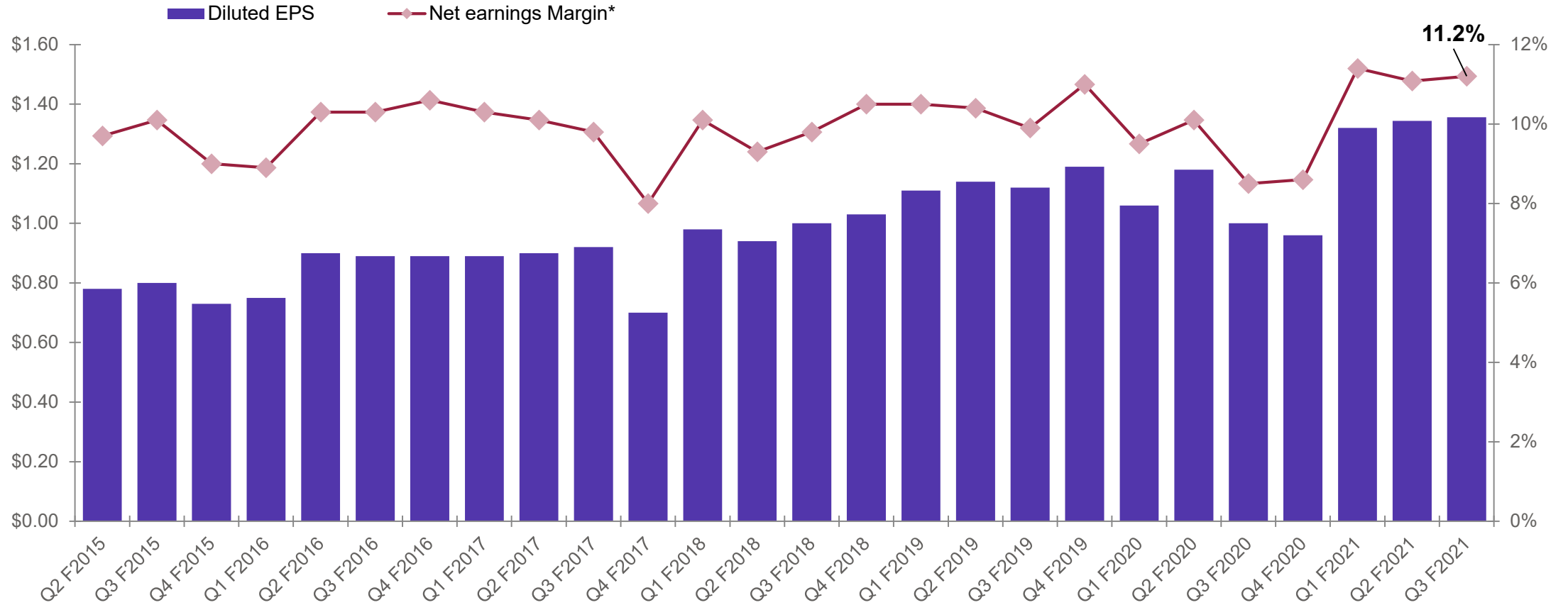
Adj. EBIT of \$477 million, up \$29 million; margin of 15.8%



* Adjusted EBIT and adjusted EBIT margin are non-GAAP measures for which we provide the reconciliation to their closest IFRS measure in the Q3 F2021 MD&A

Q3 Fiscal 2021 Results

Net earnings of \$338M – diluted EPS of \$1.36



* Net earnings margin is a non-GAAP measure for which we provide the reconciliation to their closest IFRS measure in the Q3 F2021 MD&A

Q3 Fiscal 2021 Results

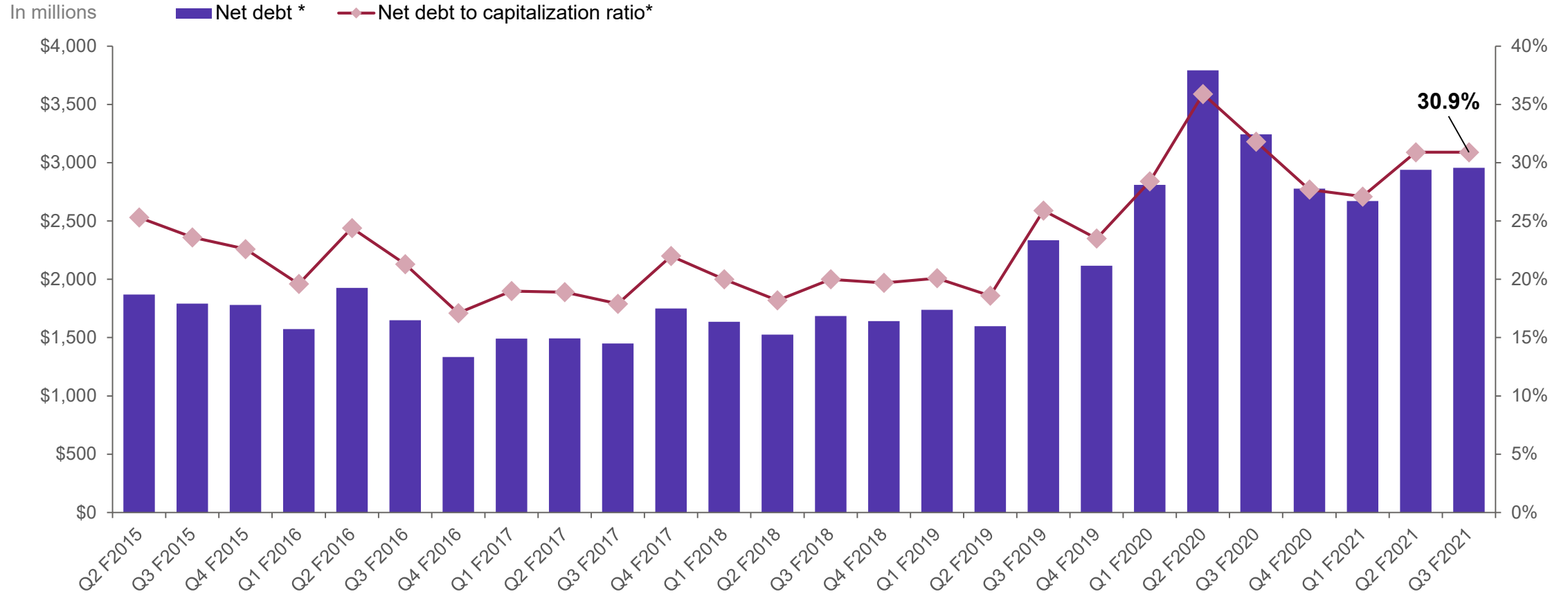
Net earnings excluding specific items of \$339M – diluted EPS of \$1.36 excluding specific items, up 15.3% from Q3 F2020



* Net earnings, net earnings margin and diluted EPS, all excluding specific items, are non-GAAP measures for which we provide the reconciliation to their closest IFRS measure in the Q3 F2021 MD&A

Q3 Fiscal 2021 Results

Net debt at \$2.96B or 30.9% net debt to capitalization ratio



* Net debt and net debt to capitalization ratio are non-GAAP measures for which we provide the reconciliation to their closest IFRS measure in the Q3 F2021 MD&A

Contact our investor relations team to continue the conversation

Maher Yaghi, MSc., CFA, CPA, FRM
Vice-President, Investor Relations

maher.yaghi@cgi.com
+1 (514) 415-3651

Aliasghar Taha, CFA
Director, Investor Relations

aliasghar.taha@cgi.com
+1 (514) 415-3611

For more information: [CGI.com/investors](https://www.cgi.com/investors)



CGI