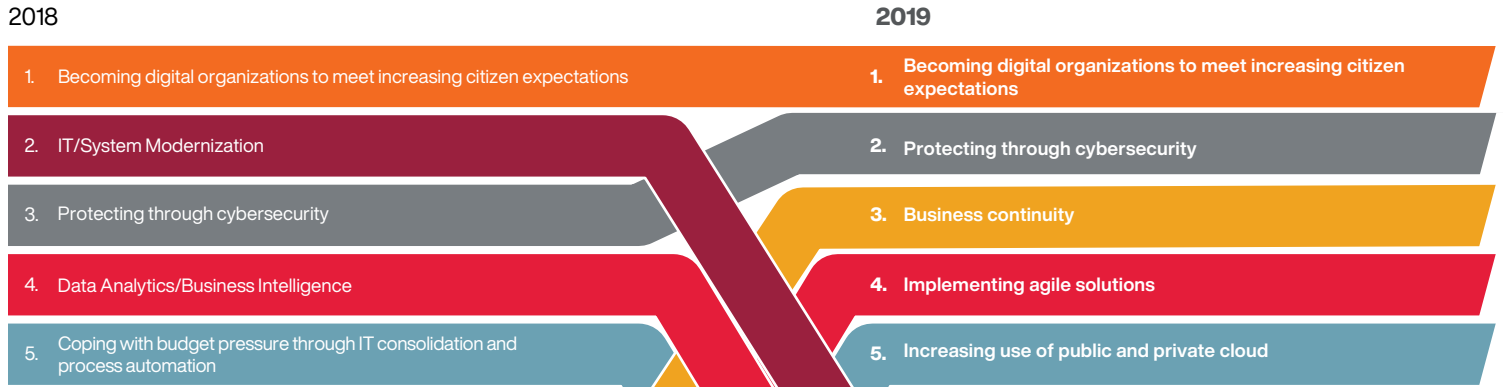




PROVINCIAL AND LOCAL GOVERNMENT IN CANADA

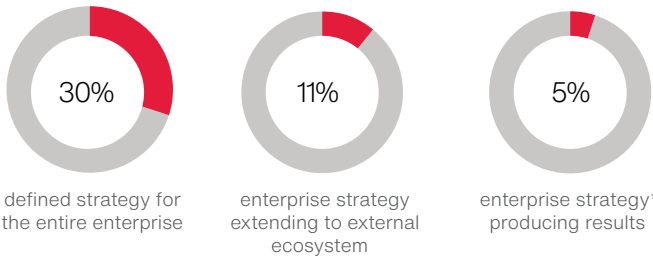
In 2019, CGI leaders met face-to-face with more than 1,550 business and IT executives to gather their perspectives on the trends affecting their enterprises. This infographic shares sample insights from Canada. Discover additional insights and request the complete industry report by contacting us at info@cgi.com.

Top trends ranked by impact



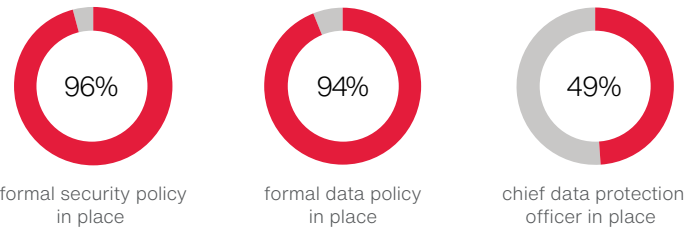
Stage of digital strategy implementation

A total of 85% of Canadian government executives share they have some form of digital strategy in place

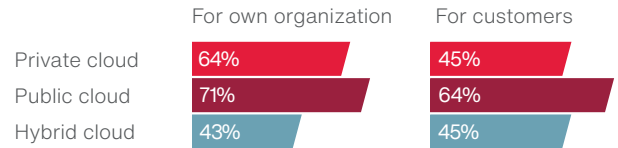


\*Includes enterprise strategy and enterprise strategy extending to external ecosystem

Cybersecurity and data privacy

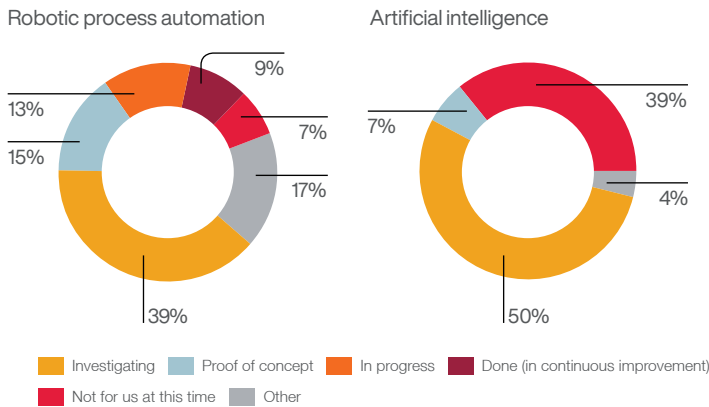


Cloud usage



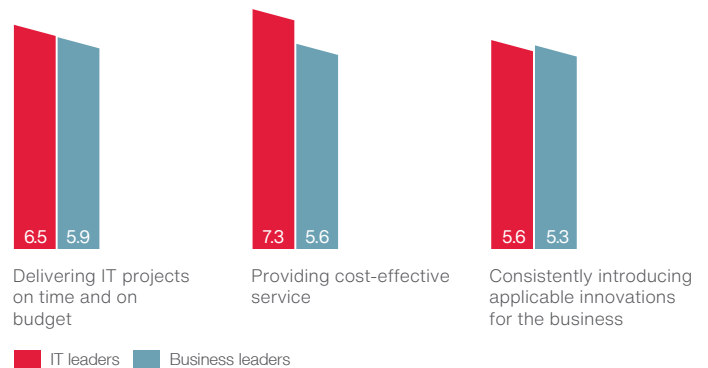
Percentages represent "yes" answers. Executives can select multiple cloud usage types. "No" and "other" answers are not shown.

Stage of digital technology implementation

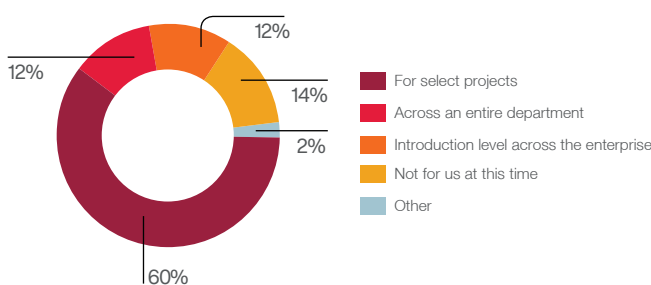


Benchmarking - Business leader satisfaction vs IT leader satisfaction

Scores from 1 to 10, with 10 most satisfied (showing 3 out of 10 available attributes)



Agile adoption



Learn more about how we benchmark IT satisfaction through our Journey to World-Class IT methodology: [cgi.com/journey](http://cgi.com/journey)