



CAPITAL MARKETS

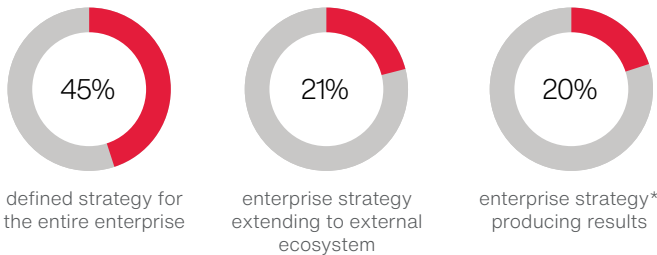
In 2019, CGI leaders met face-to-face with more than 1,550 business and IT executives to gather their perspectives on the trends affecting their enterprises. This infographic shares sample insights. Discover additional insights and request the complete industry report by contacting us at info@cgi.com.

Top trends ranked by impact

2018 and 2019

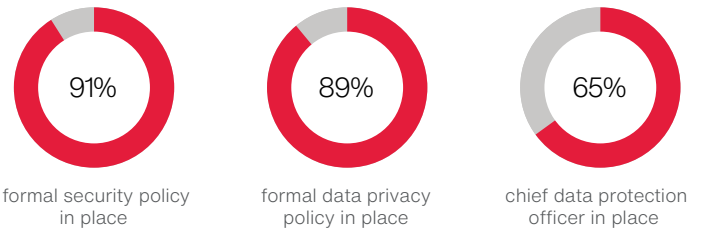


Stage of digital strategy implementation

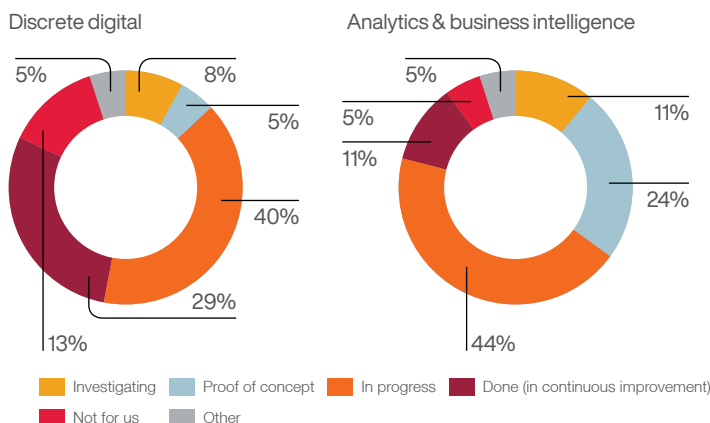


*Includes enterprise strategy and enterprise strategy extending to external ecosystem

Cybersecurity and data privacy



Stage of digital technology implementation



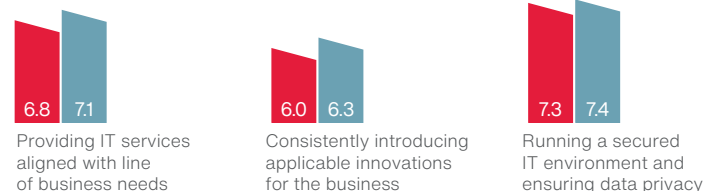
Cloud usage



Percentages represent "yes" answers. Executives can select multiple cloud usage types. "No" and "other" answers are not shown.

Business leader satisfaction vs IT leader satisfaction

Scores from 1 to 10, with 10 most satisfied (showing 3 out of 10 available attributes)



IT leaders (red), Business leaders (blue)

Learn more about how we benchmark IT satisfaction through our Journey to World-Class IT methodology: [cgi.com/journey](https://www.cgi.com/journey)