



October 21-23, 2018
JW Marriott Tucson Starr Pass
Tucson, AZ



FORUM 2018
CELEBRATING **40** YEARS



Education 🌵 Collaboration 🌵 Community

Contents

Overview

- 1** Dates and location
- 1** Why attend?
- 2** Users' Group Steering Committee

Education

- 3** Schedule-at-a-glance
- 4** Sessions by field of study
- 6** Session descriptions

Collaboration

- 26** Networking
- 26** Keynote speaker
- 26** Showcase
- 27** Peer-to-peer roundtable luncheon

Community

- 34** Past attendees
- 35** Networking events

Plan to attend

- 36** Registration
- 36** Hotel information
- 36** Transportation

Build your schedule

- 37** Plan to attend



Overview

Why attend?

CGI Forum 2018 is the premier networking and educational event for the CGI Advantage® community. With numerous in-depth product sessions and abundant networking opportunities, the Forum is the must-attend event for government professionals to share experiences and best practices with peers and experts in the field. This can't-miss event provides a unique experience including:



Education

- Select from **numerous product-focused breakout sessions** covering all CGI Advantage modules
- Earn **Continuing Professional Education (CPE) credits**



Collaboration

- Hear **best practices & lessons learned from your peers**
- Contribute directly to planning for **future product releases**



Community

- Join the onsite community of **550+ CGI Advantage users**
- Network with and learn from the **60+ state and local organizations in attendance**

Best of all, each CGI Advantage client site receives one complimentary registration, making it easy to participate in this important event.

Schedule for 2018: The program will begin late Sunday afternoon and conclude at 6:00 pm on Tuesday. Please make travel arrangements accordingly.

Dates

October 21 – 23, 2018

Location

Set within Tucson Mountain Park, the JW Marriott Tucson Starr Pass is just miles from Old Tucson Studios and the Arizona-Sonora Desert.

**Register by August 31
to receive the early bird
registration rate.**



Users' Group Steering Committee

Members of the CGI Advantage Users' Group Steering Committee serve a very important role in representing the interests of the user community. They evaluate proposed enhancements for future releases, assist in the creation of session content for the Forum and act as a channel of communication between the Users' Group and CGI. The 2018 Steering Committee members are listed below for the area they represent. Each member's name is followed by the end date of their current 3-year term. If you have questions or comments, the Steering Committee members would love to hear from you!

Application Administration/Technical



Dharmesh Patel
State of Iowa (2018)
Email: dharmesh.patel@iowa.gov



Rich Mitchell
Wake County, NC (2019)
Email: rich.mitchell@wakegov.com



Jerry Gearheart
State of Utah (2018)
Email: jgearheart@utah.gov



Romeo Martinez
Los Angeles County, CA (2019)
Email: rmartinez@auditor.lacounty.gov



Angela Dillard
State of Arizona (2020)
Email: angela.dillard@azdoa.gov

Budget



Ruth Schwartz
State of Michigan (2019)
Email: schwartzr1@michigan.gov



Angie Flick
Maricopa County, AZ (2020)
Email: flicka@mail.maricopa.gov



Kathleen Rudd Orndorff
Anne Arundel County
Public Schools, MD (2018)
Email: korndorff@aacps.org

Business Intelligence



Ed Quedens
City of Mesa, AZ (2018)
Email: ed.quedens@mesaaz.gov



Robin Morgan
Southwest Florida
Water Management District (2020)
Email: robin.morgan@swfwmd.state.fl.us



Leah Metzger
Baltimore County
Public Schools, MD (2019)
Email: lmetzger@bcps.org



Idalia Ow
Monterey County, CA (2020)
Email: owim@co.monterey.ca.us

Education

Schedule-at-a-glance

Sunday, October 21	Start	End
Onsite registration	2:00 pm	8:00 pm
Internet cafe	2:00 pm	8:00 pm
Showcase	4:00 pm	6:00 pm
Showcase reception	5:00 pm	6:00 pm
Welcome reception	6:00 pm	8:00 pm
Monday, October 22	Start	End
Continental breakfast	7:00 am	8:00 am
Onsite registration	7:00 am	5:30 pm
Internet cafe	7:00 am	5:30 pm
General session	8:00 am	9:15 am
Showcase	9:15 am	11:45 am
Breakout sessions	9:30 am	10:30 am
Breakout sessions	10:45 am	11:45 am
Users' Group Luncheon	11:45 am	1:15 pm
Breakout sessions	1:30 pm	2:30 pm
Showcase	2:30 pm	5:30 pm
Breakout sessions	2:45 pm	3:45 pm
General session	4:00 pm	4:30 pm
Breakout sessions	4:30 pm	5:30 pm
Offsite special event	6:30 pm	10:00 pm
Tuesday, October 23	Start	End
Continental breakfast	7:00 am	8:00 am
Onsite registration	7:00 am	6:00 pm
Internet cafe	7:00 am	6:00 pm
General session	8:00 am	9:15 am
Showcase	9:15 am	11:30 am
Breakout sessions	9:15 am	10:15 am
Breakout sessions	10:30 am	11:30 am
Peer-to-peer roundtable luncheon	11:30 am	12:45 pm
Breakout session: partner spotlight	1:00 pm	1:45 pm
Showcase	12:45 pm	4:30 pm
Breakout sessions	2:00 pm	3:00 pm
Breakout sessions	3:15 pm	4:15 pm
Breakout sessions	4:30 pm	5:30 pm
Closing general session	5:30 pm	6:00 pm

Education

Sessions by Field of Study

Sessions are offered in multiple fields of study—all targeted to your specific product and area of interest. Take multiple sessions from one field of study or pick and choose to customize the perfect schedule for you. Also available, numerous general interest sessions.

Budget

- 114 Product Direction: CGI Advantage Performance Budgeting
- 124 Finding the Gold in Query Functionality: A Deep Dive into Queries in Advantage Performance Budgeting
- 134 Riding off into the Sunset: A Look at the Processes to Close Out the Budget in Performance Budgeting
- 144 The Performance Budgeting Amigos: Ask the Expert
- 152 Climb into the Saddle: A Look at Allocations in Performance Budgeting
- 214 Gathering Around the Waterhole: A Look at Lesser Known Features in Performance Budgeting
- 224 Gazing into the Grand Canyon: A Deeper Look at Salary Projections in CGI Advantage PB - Part 1
- 244 Gazing into the Grand Canyon: A Deeper Look at Salary Projections in CGI Advantage PB - Part 2
- 254 Don't Tell Tall Tales: A Look at Performance Measures in CGI Advantage Performance Budgeting
- 264 Taming the Bucking Bronco: A Deeper Look at Security Setup in Advantage Performance Budgeting

Business Intelligence

- 115 Product Direction: CGI infoAdvantage
- 125 Be a CGI infoAdvantage PB Reporting Gunslinger
- 135 Become a BOBJ Buckaroo: Move from Proficient to Expert
- 145 Do Not Cause a Stampede With Your infoAdvantage Upgrade

- 153 Become an Outlaw with Universe Development Basics
- 215 Lasso Your Data with Power BI
- 225 Even Cowboys Pay Taxes: New Tax Reporting Universes
- 245 Eureka: New CGI infoAdvantage Data Assurance Techniques
- 255 Round Up with Inventory and Procurement Reporting
- 265 First Time at the Rodeo: Beginner to Proficient Reporting

Financial

- 111 Product Direction: CGI Advantage Financial Management
- 121 Keeping the Wild, Wild West in Check: Preventing Payment Fraud in CGI Advantage
- 131 Hop on the Stagecoach: Making the Transition to the CGI Advantage 1099 Reporting Module
- 141 Welcome to the Grand Canyon: Exploring the Depths of the Accounts Receivable Module
- 151 Saddle up with Debt Management: Overview and Implementation Considerations
- 211 How Neighthan can Expense his Trip from Cactus Flats to the Forum
- 221 The Future is Almost Here: CGI Advantage Financial Management 4.0
- 241 The Cattle Drive Towards Optimizing Procurement Card Usage
- 251 Better than a Straight Flush: Don't Gamble on Your Grant and Project Billings
- 261 From Pony Express to Automation: Options for Invoicing and Payments

General Interest

- 127 CGI Advantage Upgrades: Join the Gold Rush and Reap the Rewards of Upgrading to 3.11 or 4.0
- 137 Leading Change: Using Influence and Persuasion Techniques to Improve CGI Advantage Usage
- 147 CGI Advantage360: Overview and Future Direction
- 155 State and Large Government User Group Meeting
- 156 Small and Mid-Sized Government and K-12 User Group Meeting
- 217 Maximizing CGI Advantage Support
- 227 Enjoying the Journey: Maintaining Momentum and Influencing Motivation during Advantage Implementations
- 247 Streamlining Your Operations: Top 10 CGI Advantage Case Management Use Cases
- 257 Training: Hit the Target, Save the Saguaros and Sustain the Burn
- 267 Minor Release Upgrades: Learn from Your Peers

Education

HR/Payroll

- 113 Product Direction: CGI Advantage Human Resource Management
- 123 Rootin' Tootin' PAM Reconciliations
- 133 Tell it to the Sheriff: Manager Self Service Overview
- 143 Take the Stage Coach to 4.0!
- 213 3.11x Upgrades: CGI Advantage Human Resource Management
- 223 Saddle up for FMLA!
- 243 Ace in the Hole: HRM Little Known Features
- 253 Fistful of Dollars! Time Entry Made Easy
- 263 Head em up, Move em out: Annual Processing with CGI Advantage HRM

Obligation Recovery

- 117 The Kit and Caboodle of CGI Advantage Obligation Recovery
- 128 Gather 'round for CGI Advantage Obligation Recovery Peer to Peer Collaboration
- 138 Collections Receivable Management (CRM) Overview
- 148 Combating Retail Sales Tax Fraud with Sales Reporting Management
- 218 Moving to the Cloud with CGI Advantage Obligation Recovery
- 228 Make Your Communications Work
- 248 Centralized Obligation Recovery: What Your Agency Needs to Know to Maximize Your Collections Capabilities
- 258 Trends Around Analytics and Business Intelligence in the Tax, Revenue and Collections World

Partner Spotlight

- 231 Idle Information Can Work for You! – Presented by OpenText


Procurement

- 112 3:10 to Yuma: Procurement Product Direction
- 122 How the West Was Won: Complex Transactions Simplified in Vendor Self Service 4.0
- 132 A Fistful of Dollars: Punchout and E-Ordering
- 142 Once Upon a Time in the West: Req to Check - A Procurement Tale
- 212 Cattle Drive: The Inventory Lifecycle
- 222 The Wild Bunch: User Roles in the Procurement Process
- 242 City Slickers: W-9 Verification and IRS TIN/Name Matching
- 252 The Good, the Bad, and the Ugly: Cleaning up Your Vendor Records
- 262 For a Few Dollars More: Procurement Post-Award Processes in Advantage

Technology & Architecture

- 116 Product Direction: CGI Advantage Technology and Architecture
- 126 Learn JBoss and have a "Hog-Killin' Time"!
- 136 Enter Westworld: CGI Advantage 4.0 Technology Innovation
- 146 Learn from the Navajo Code Talkers: Monitor and Troubleshoot Integrations Effectively using ABI
- 154 Security and Workflow Analytics Jamboree!!

- 216 Rise like a Phoenix: CGI Advantage DevOps Best Practices
- 226 Approve 'em Cowboy: 3.11 Workflow Demonstration
- 246 Ain't No Hellabaloo: Best Practices for Archiving and Information LifeCycle Management
- 256 Become the Biggest Toad in the Puddle: Beyond Advantage Security
- 266 Learn the Whole Kit and Caboodle: BIRTology



Session descriptions

Monday, October 22

111 Product Direction: CGI Advantage Financial Management

Monday 9:30 am — 10:30 am

Field of Study: Financial

CPE Subject Area: Non CPE Eligible

As we make the transition to a major UI/UX transformation in Release 4.0, CGI continues to enhance core functionality in the 3.x world. Attend this session to hear about the overall Product Roadmap for Financial Management and enhancements that have already been implemented or planned for inclusion in a 3.11.1 Patch Release.

Learning Objectives

After attending this session, you should be able to:

- Describe the longer-term strategic direction of Financial Management
- Recall proposed enhancements included in Financial Management Release 3.11.1 Patch Releases

112 3:10 to Yuma: Procurement Product Direction

Monday 9:30 am — 10:30 am

Field of Study: Procurement

CPE Subject Area: Non CPE Eligible

Make sure to catch this train to see the future of the CGI Advantage Procurement, Inventory, Vendor Self Service and Grantor modules. You will learn about key enhancements in Release 3.11.x and 4.0, and many of the other exciting features planned for the future.

Learning Objectives

After attending this session, you should be able to:

- Define the key enhancements for CGI Advantage Procurement, Inventory, Vendor Self Service and Grantor modules in Release 3.11.1x and 4.0
- Explain the timeline and key features in the CGI Advantage roadmap
- Discuss the CGI Advantage product

vision for the Procurement, Inventory, Vendor Self Service and Grantor modules

113 Product Direction: CGI Advantage Human Resource Management

Monday 9:30 am — 10:30 am

Field of Study: HR/Payroll

CPE Subject Area: Non CPE Eligible

What's the latest product strategy for Human Resource Management? Find out how it aligns with trends in government, gain insights on how the product roadmap is related to these trends and learn about Release 3.11 and Release 4.0 changes.

Learning Objectives

After attending this session, you should be able to:

- Discuss industry trends
- Discuss the direction for Human Resource Management
- Describe Release 3.11.2 enhancements
- Provide feedback on Release 4.0 usability

114 Product Direction: CGI Advantage Performance Budgeting

Monday 9:30 am — 10:30 am

Field of Study: Budget

CPE Subject Area: Non CPE Eligible

With the budgetary landscape continuing to evolve with new trends, requirements and regulatory demands, how does Performance Budgeting help you stay ahead of the curve? Gain insights into what's new in the client community and see where the product is heading in the future! In this session we will highlight functionality in the latest 3.11 Patch Releases, as well as provide a sneak peek as to what's coming in Release 4.0.

Learning Objectives

After attending this session, you should be able to:

- Define the strategic direction and key upcoming enhancements for Performance Budgeting

115 Product Direction: CGI infoAdvantage

Monday 9:30 am — 10:30 am

Field of Study: Business Intelligence

CPE Subject Area: Non CPE Eligible

Want to know what's coming next for your CGI infoAdvantage solution? Each release adds new capabilities and improves current product features to increase the value of infoAdvantage. This session provides the future vision for the solution, including exciting new features available in Release 3.11, and takes a look at how business intelligence helps transform the way users will interact with the solution in Release 4.0.

Learning Objectives

After attending this session, you should be able to:

- Describe the key Release 3.11.x enhancements for business intelligence
- Discuss the product strategy and direction for the business intelligence solution component

Session descriptions

Monday, October 22

116 Product Direction: CGI Advantage Technology and Architecture

Monday 9:30 am — 10:30 am

Field of Study: Technology & Architecture

CPE Subject Area: Non CPE Eligible

State and local governments require a powerful combination of standard, scalable technology and comprehensive, integrated, built-for-government ERP software. This product direction session defines the underlying technologies that CGI Advantage is built upon, as well as current technology trends and looks ahead at future enhancements under consideration.

Learning Objectives

After attending this session, you should be able to:

- Discuss the direction for CGI Advantage technology
- Plan for CGI Advantage upgrades, software license changes and employee training
- Define how to strategically align other planned IT projects

117 The Kit and Caboodle of CGI Advantage Obligation Recovery

Monday 9:30 am — 10:30 am

Field of Study: Obligation Recovery, General Interest

Type/Level: Overview

CPE Subject Area: Computer Software & Applications
Onsite Credits: 1.0 credit

Do you want to see the CGI Advantage Obligation Recovery software in action? Here is your chance to see the new release features and functionality. This session will be an interactive product demonstration of the Advantage Obligation Recovery software.

Learning Objectives

After attending this session, you should be able to:

- Describe at a high level what Obligation Recovery software does
- Discuss new features and functionality of Obligation Recovery
- Discuss the product direction for Obligation Recovery

121 Keeping the Wild, Wild West in Check: Preventing Payment Fraud in CGI Advantage

Monday 10:45 am — 11:45 am

Field of Study: Financial, Business Intelligence

Type/Level: Intermediate

CPE Subject Area: Finance
Onsite Credits: 1.0 credit

Unfortunately we live in an era where payment fraud is commonplace. The good news is that CGI Advantage provides many options to prevent payment fraud. Prenotes for EFT, duplicate invoice edits and positive pay are just some examples of the options available. Business Intelligence is also a key component by analyzing trends and highlighting unusual payments. Attend this session to hear about the techniques being employed by your peers to prevent payment fraud.

Learning Objectives

After attending this session, you should be able to:

- Describe options available for payment fraud prevention

122 How the West Was Won: Complex Transactions Simplified in Vendor Self Service 4.0

Monday 10:45 am — 11:45 am

Field of Study: Procurement
Type/Level: Overview

CPE Subject Area: Computer Software & Applications
Onsite Credits: 1.0 credit

How do you simplify a complex transaction or make it a more manageable size for your novice or inexperienced user? See how two fairly complex transactions - account registration and solicitation response - are made simple via the use of a step-by-step wizard in Vendor Self Service 4.0. Learn about the different kind of wizards that will be available in the overall 4.0 suite.

Learning Objectives

After attending this session, you should be able to:

- Describe the account registration process in Vendor Self Service 4.0
- Describe the solicitation response transaction in Vendor Self Service 4.0
- Describe the various wizards available in 4.0

Session descriptions

Monday, October 22

123 Rootin' Tootin' PAM Reconciliations

Monday 10:45 am — 11:45 am

Field of Study: HR/Payroll
Type/Level: Advanced

CPE Subject Area: Specialized Knowledge
Onsite Credits: 1.0 credit

Reconciling payroll requires understanding the inputs and outputs with Payroll Accounting Management (PAM) from a payroll and financial perspective. This session will help highlight payroll accounting reconciliation best practices from gross-to-net to financial general ledger posting, a demonstration of how users can use new CGI Advantage Human Resource Management (HRM) 3.11 labor expense management features to manage labor costs and corrections.

Learning Objectives

After attending this session, you should be able to:

- Explain the new 3.11 payroll accounting hierarchy
- Recall payroll reconciliation best practices - gross to net to financial document postings
- Describe CGI Advantage 3.11 HRM labor expense correction process

124 Finding the Gold in Query Functionality: A Deep Dive into Queries in Advantage Performance Budgeting

Monday 10:45 am — 11:45 am

Field of Study: Budget
Type/Level: Intermediate

CPE Subject Area: Finance
Onsite Credits: 1.0 credit

In this session we will take a closer look at the query functionality and examine how to effectively report on data and get accurate information for analysis. We will cover the different configuration options available and the best way to set up queries for different business

needs. This session will also include tips and tricks to help you get the most out of your reporting, as well as examples from across the client community to get your creative juices flowing! We will also provide a sneak peak of additional functionality coming in Release 4.0.

Learning Objectives

After attending this session, you should be able to:

- Identify which and when queries should be used as a reporting option
- Describe system configuration options to support advanced features in queries

125 Be a CGI infoAdvantage PB Reporting Gunslinger

Monday 10:45 am — 11:45 am

Field of Study: Business Intelligence, Budget
Type/Level: Intermediate

CPE Subject Area: Specialized Knowledge
Onsite Credits: 1.0 credit

Did you know that several enhancements have been added to CGI infoAdvantage Performance Budgeting (PB) and even more are planned? Attend this session and learn about service reporting, how materialized views are being used to increase performance and other enhancements to infoAdvantage PB.

Learning Objectives

After attending this session, you should be able to:

- Describe how the new PB enhancements can benefit your users
- Explain how materialized views are being used
- Increase your knowledge of budget form universe and reports

126 Learn JBoss and have a "Hog-Killin' Time"!

Monday 10:45 am — 11:45 am

Field of Study: Technology & Architecture
Type/Level: Intermediate

CPE Subject Area: Computer Software & Applications
Onsite Credits: 1.0 credit

Making the switch to a new software can be challenging. Join this session to receive insight into the technical aspects of transitioning from WebSphere to JBoss. This session will highlight the similarities and the differences between the two architectures and adjustments required to support CGI Advantage.

Learning Objectives

After attending this session, you should be able to:

- Locate important files to support CGI Advantage such as logs and jar files
- Identify configuration settings for JBoss and Apache HTTP
- Describe modifications required to job manager and JIC
- Describe the changes to the patch migration process



Session descriptions

Monday, October 22

127 CGI Advantage Upgrades: Join the Gold Rush and Reap the Rewards of Upgrading to 3.11 or 4.0

Monday 10:45 am — 11:45 am

Field of Study: General Interest
Type/Level: Basic

CPE Subject Area: Business Management & Organization
Onsite Credits: 1.0 credit

Find out why it's critical to stay current with available releases to maintain your organization's access to CGI maintenance services, and to take advantage of new features and functionality to support your business needs. This session focuses on the recommended upgrade methodology and best practices associated with developing your business case, as well as planning and executing a streamlined, successful upgrade path to 3.11 or 4.0. Evaluate several of the criteria that help define what release may be best for your organization. If you're thinking about or currently planning an upgrade for your current CGI Advantage 3.x release, you don't want to miss this session!

Learning Objectives

After attending this session, you should be able to:

- Define the business case and requirements for upgrading releases (including factors to target the optimal release for your organization)
- Describe CGI's recommended upgrade methodology and best practices
- Identify areas where additional CGI support would be beneficial
- List key factors that drive a successful upgrade

128 Gather 'round for CGI Advantage Obligation Recovery Peer to Peer Collaboration

Monday 10:45 am — 11:45 am

Field of Study: Obligation Recovery
CPE Subject Area: Non CPE Eligible

Do you have feedback to share with the CGI Advantage Obligation Recovery team? This session will be a roundtable discussion, open to all Obligation Recovery users, to share valuable feedback. We are looking to hear about your business collections challenges and use this session to collaborate together.

Learning Objectives

After attending this session, you should be able to:

- Collaborate effectively with CGI staff and other Advantage Collections users
- Share and build upon ideas for the software
- Recall lessons learned from your experience using the software

131 Hop on the Stagecoach: Making the Transition to the CGI Advantage 1099 Reporting Module

Monday 1:30 pm — 2:30 pm

Field of Study: Financial
Type/Level: Basic

CPE Subject Area: Finance
Onsite Credits: 1.0 credit

In 2017, CGI announced the new 1099 Reporting Module. Developed initially on Release 3.11, the solution has been backported to Releases 3.10 and 3.9 in time for 2018 tax year reporting. Attend this session for an overview of the new module, which will allow you to print 1099 forms and transmit files to the IRS directly from CGI Advantage. Attendees will also hear about pre-requisites for making the transition and licensing impacts.

Learning Objectives

After attending this session, you should be able to:

- Describe the functionality of the new 1099 reporting module in Financial Management
- Explain licensing impacts
- List prerequisites for making the transition to Advantage 1099 Reporting module

132 A Fistful of Dollars: Punchout and E-Ordering

Monday 1:30 pm — 2:30 pm

Field of Study: Procurement
Type/Level: Basic

CPE Subject Area: Finance
Onsite Credits: 1.0 credit

Are you looking to streamline your procurement process and squeeze as much cost savings as possible for your organization? Are you tired of manually maintaining supplier catalog information? Hear about the punchout and e-ordering capabilities available in CGI Advantage Procurement and the benefits this streamlining can bring to your organization. Hear from other clients that are utilizing this key feature and the savings they have reaped.

Learning Objectives

After attending this session, you should be able to:

- List the punchout configuration options
- Describe the key punchout features
- Describe approach and usage by other client sites

Session descriptions

Monday, October 22

133 Tell it to the Sheriff: Manager Self Service Overview

Monday 1:30 pm — 2:30 pm

Field of Study: HR/Payroll
Type/Level: Intermediate

CPE Subject Area: Specialized Knowledge
Onsite Credits: 1.0 credit

CGI Advantage Manager Self Service (MSS) includes a broad range of new capabilities. Join us for a demonstration of MSS features including workflow administration, overtime and leave requests for time and leave management, support for incident and performance management and mobile approvals. We will go over key considerations for implementing MSS and how MSS supports business processes for managers. This session will also include a general overview of the Advantage Employee Self Service (ESS) application and the seamless process flow from employee to manager.

Learning Objectives

After attending this session, you should be able to:

- Describe features of CGI Advantage MSS
- Understand how to configure and set up supervisor workflow in CGI Advantage Human Resource Management
- Describe MSS tips and tricks

134 Riding off into the Sunset: A Look at the Processes to Close Out the Budget in Performance Budgeting

Monday 1:30 pm — 2:30 pm

Field of Study: Budget
Type/Level: Intermediate

CPE Subject Area: Finance
Onsite Credits: 1.0 credit

The work doesn't stop once the budget is finalized! Join us for a panel discussion

on what happens once the budget is approved. Hear from our clients on tasks performed once the budget preparation activities are completed and steps taken, both inside and outside the system to: close out the year, prepare for next year's budget and execute on the adopted budget.

Learning Objectives

After attending this session, you should be able to:

- Recall the different options available for end-of-year rollover of the budget data
- Describe system configuration options to support end-of-year processes related to requests and reference data
- Identify best practices for end-of-year budget close

135 Become a BOBJ Buckaroo: Move from Proficient to Expert

Monday 1:30 pm — 2:30 pm

Field of Study: Business Intelligence
Type/Level: Advanced

CPE Subject Area: Specialized Knowledge
Onsite Credits: 1.0 credit

Want to bring your Business Intelligence (BI) deliverables to the next level? Attend this session!. Discover new riches and features with CGI infoAdvantage. Advanced topics will include (but are not limited to) use of global attributes, how to create and use BI workspaces and creative ways to use input controls and graphs. This session is for report developers and users interested in getting the most out of the infoAdvantage toolset.

Learning Objectives

After attending this session, you should be able to:

- Provide more value to your existing documents and have ideas for future designs
- Create and deploy a BI workspace
- Discuss the new reporting features available with infoAdvantage

136 Enter Westworld: CGI Advantage 4.0 Technology Innovation

Monday 1:30 pm — 2:30 pm

Field of Study: Technology & Architecture
Type/Level: Overview

CPE Subject Area: Computer Software & Applications
Onsite Credits: 1.0 credit

Join us for an informative session on CGI Advantage 4.0 technical architecture, stack updates and key concepts. This session will also include a demonstration of some of the key user experience paradigms in Advantage 4.0.

Learning Objectives

After attending this session, you should be able to:

- Understand the user experience vision for Advantage 4.0
- Understand the User Interface (UI) architecture
- Learn about the technology stack CGI is using for Advantage 4.0

Session descriptions

Monday, October 22

137 Leading Change: Using Influence and Persuasion Techniques to Improve CGI Advantage Usage

Monday 1:30 pm — 2:30 pm

Field of Study: General Interest
Type/Level: Basic

CPE Subject Area: Business Management & Organization
Onsite Credits: 1.0 credit

You have upgraded a CGI Advantage product and are excited about the new features and benefits – but your employees are resistant to the change. You're an expert in government, not psychology and persuasion, so what do you do? This session will provide tips and techniques to help you and your project team lead your agencies to strong implementation or optimization. CGI Organization Change Management experts will present a compilation of leading authors' findings that, when applied in your user population, can increase adoption of your system and business processes.

Learning Objectives

After attending this session, you should be able to:

- Explain how change initiatives can be orchestrated to achieve intended results
- Identify different techniques that can lead to successful change within your organization

138 Collections Receivable Management (CRM) Overview

Monday 1:30 pm — 2:30 pm

Field of Study: Obligation Recovery
Type/Level: Basic

CPE Subject Area: Computer Software & Applications
Onsite Credits: 1.0 credit

Join this session for an overview of the newly added Advantage Obligation Recovery accounting module. This

session will discuss functionality including inbound debt and payment transaction processing, penalty, interest and fee calculations and outbound payment disbursement processing. We will also discuss subsidiary and general ledger accounting functionality.

Learning Objectives

After attending this session, you should be able to:

- Explain the new accounting module added to Advantage Obligation Recovery as part of the 3.7 release
- Describe the capabilities of the CRM module

141 Welcome to the Grand Canyon: Exploring the Depths of the Accounts Receivable Module

Monday 2:45 pm — 3:45 pm

Field of Study: Financial
Type/Level: Intermediate

CPE Subject Area: Accounting
Onsite Credits: 1.0 credit

There is untapped beauty to be explored in the vast desert landscape of the Accounts Receivable module. Attend this session to understand how your peers are maximizing usage of CGI Advantage Accounts Receivable. An overview of basic receivable and cash receipting functionality will be supplemented by an exploration of some of the under-utilized nooks and crannies of the module. For example, you should attend this session to hear how clients are applying interest charges, generating aging reports, handling collection referrals and managing past due accounts in general.

Learning Objectives

After attending this session, you should be able to:

- Describe basics of receivables management
- Explain billing options including statements and invoices

- Discuss some of the more advanced options including finance charges, past due billing and aging

142 Once Upon a Time in the West: Req to Check - A Procurement Tale

Monday 2:45 pm — 3:45 pm

Field of Study: Procurement
Type/Level: Basic

CPE Subject Area: Finance
Onsite Credits: 1.0 credit

Are you looking for ways to streamline your existing procurement processes? This session will highlight common workflow approaches used throughout the procurement processes including any workflow improvements in the latest release. Hear strategies and approaches used by other sites to systemize their process for efficiency.

Learning Objectives

After attending this session, you should be able to:

- Describe the baseline workflow process
- Describe typical procurement transactions/processes
- Summarize other sites' approach and workflow usage of various procurement processes

Session descriptions

Monday, October 22

143 Take the Stage Coach to 4.0!

Monday 2:45 pm — 3:45 pm

Field of Study: HR/Payroll
Type/Level: Overview

CPE Subject Area: Computer Software & Applications
Onsite Credits: 1.0 credit

CGI Advantage 4.0 is transforming the user experience. See how simple it will be to get a new employee onboarded with our customizable checklist capabilities for capturing new employee information. CGI Advantage 4.0's simplified user interface will make it easy for employees to manage their personal information, enter timesheets, leave requests and enroll in benefits.

Learning Objectives

After attending this session, you should be able to:

- Provide feedback on Release 4.0 usability
- Discuss the redesigned 4.0 employee onboarding process
- Describe how the 4.0 user interface redesign will simplify employee activities

144 The Performance Budgeting Amigos: Ask the Expert

Monday 2:45 pm — 3:45 pm

Field of Study: Budget

CPE Subject Area: Non CPE Eligible

Have a burning question you want answered? Want an opportunity to quiz our experts? Increase your knowledge by joining us for this open-ended interactive session where you will have an opportunity to ask our experts how you can more effectively leverage CGI Advantage Performance Budgeting.

Learning Objectives

After attending this session, you should be able to:

- Describe best practices from peers and CGI
- Explain solutions to questions asked during the session
- Network with peers and experts

145 Do Not Cause a Stampede with Your infoAdvantage Upgrade

Monday 2:45 pm — 3:45 pm

Field of Study: Business Intelligence
Type/Level: Overview

CPE Subject Area: Specialized Knowledge
Onsite Credits: 1.0 credit

Make your upgrade of infoAdvantage something to look forward to. Attend this session and learn how to streamline the adoption of the next release and avoid pitfalls by tapping into best practices for implementing infoAdvantage! This session will focus on key lessons learned in the implementation of infoAdvantage, challenges faced and solutions proposed.

Learning Objectives

After attending this session, you should be able to:

- Discuss how to minimize the impact of an infoAdvantage upgrade
- Understand how kernel universes can be used for custom changes
- Increase your knowledge of how other users are performing their upgrades

146 Learn from the Navajo Code Talkers: Monitor and Troubleshoot Integrations Effectively using ABI

Monday 2:45 pm — 3:45 pm

Field of Study: Technology & Architecture
Type/Level: Intermediate

CPE Subject Area: Computer Software & Applications
Onsite Credits: 1.0 credit

The Advantage Business Integrator (ABI)

includes a health check feature that can notify the administrator when the pollers required for a specific integration are not processing or events are not being successfully processed. This session will provide details on these health check features that will enable sites to manage their integrations efficiently. This session will also cover how web services can be used to integrate with ABI.

Learning Objectives

After attending this session, you should be able to:

- Describe the benefits of using ABI health checks
- Configure ABI health checks
- Implement web services to integrate with Advantage



Session descriptions

Monday, October 22

147 CGI Advantage360: Overview and Future Direction

Monday 2:45 pm — 3:45 pm

Field of Study: General Interest
Type/Level: Overview

CPE Subject Area: Computer Software & Applications
Onsite Credits: 1.0 credit

Technology and business trends are driving local governments to evaluate new deployment models for their enterprise technology. CGI Advantage360 is CGI's response to the market's growing desire for a built-for-government, multi-tenant, software-as-a-service ERP. Leveraging the same code base as the traditional "on premise" CGI Advantage solution, CGI Advantage360 delivers an out-of-the-box approach deployment of the application; including software, hosting, maintenance and support for a single annual subscription fee. Come, learn about what is included with the CGI Advantage360 offering, and discover the future direction for CGI's built-for-government SaaS ERP.

Learning Objectives

After attending this session, you should be able to:

- Describe the deployment options available for CGI Advantage360
- Describe the differences between CGI's hosted Advantage deployment models
- Discuss the future product direction of the CGI Advantage360 offering

148 Combating Retail Sales Tax Fraud with Sales Reporting Management

Monday 2:45 pm — 3:45 pm

Field of Study: Obligation Recovery
Type/Level: Basic

CPE Subject Area: Specialized Knowledge
Onsite Credits: 1.0 credit

Combating retail sales tax fraud has become a significant problem for tax

agencies around the world. While skimming, has always been a significant problem, the use of sophisticated sales suppression devices has magnified that issue and allowed the fraud to become even more difficult to detect. This presentation will provide information on the solutions that have been implemented throughout the world to combat both sales suppression and skimming and the results from those implementations.

Learning Objectives

After attending this session, you should be able to:

- Describe how sales suppression software is potentially costing your jurisdiction millions of dollars in lost tax revenue annually
- Describe solutions that have been implemented and the financial results of those implementations

151 Saddle up with Debt Management: Overview and Implementation Considerations

Monday 4:30 pm — 5:30 pm

Field of Study: Financial
Type/Level: Intermediate

CPE Subject Area: Accounting
Onsite Credits: 1.0 credit

Debt Management, having been added in Release 3.10, is still a relatively new module in Advantage. Attend this session for a refresher on the key features of the solution, including a discussion of the types of debt that are tracked and their respective features. Beyond the overview will be a demonstration of various navigation aids, data entry features, and research capabilities. The session will conclude with updates from sites at different stages of implementation.

Learning Objectives

After attending this session, you should be able to:

- Understand the 3 major types of debt

tracked as well as sub types

- Become aware of the Automatic Accounting Events and manual options
- Become familiar with the data entry aids available
- Hear what sites at various stages of implementation have discovered and how they have implemented.

152 Climb into the Saddle: A Look at Allocations in Performance Budgeting

Monday 4:30 pm — 5:30 pm

Field of Study: Budget
Type/Level: Intermediate

CPE Subject Area: Finance
Onsite Credits: 1.0 credit

Curious how you can leverage allocations more effectively to meet the needs of your budget process? Join us for a discussion on CGI Advantage Performance Budgeting's allocation functionality, and hear creative ways clients have leveraged the functionality when building their budget.

Learning Objectives

After attending this session, you should be able to:

- Apply best practices for when to use allocations in the various business processes
- Describe configuration options available for allocations

Session descriptions

Monday, October 22

153 Become an Outlaw with Universe Development Basics

Monday 4:30 pm — 5:30 pm

Field of Study: Business Intelligence
Type/Level: Intermediate

CPE Subject Area: Specialized Knowledge

Onsite Credits: 1.0 credit

Have you always wanted to know how to change or update an infoAdvantage Universe? This session will dive into universe development and cover how to create and maintain these semantic layers. Topics like kernel universes and the different universe formats will also be discussed.

Learning Objectives

After attending this session, you should be able to:

- Know the different parts of a universe
- Understand how to make changes to a universe
- Have an understanding of the differences between UNV and UNX formats

154 Security and Workflow Analytics Jamboree!!

Monday 4:30 pm — 5:30 pm

Field of Study: Technology & Architecture

Type/Level: Intermediate

CPE Subject Area: Specialized Knowledge

Onsite Credits: 1.0 credit

We take a deeper dive into the reports that generate business metrics that help you better manage your business processes and provide stronger internal controls. We will also look into some of the best practices from the Advantage community to manage Advantage security.

Learning Objectives

After attending this session, you should be able to:

- Identify for who and when overrides take place on a document
- Identify tables that can be used for workflow bottleneck reports
- Describe how workflow rule standardization makes for better reporting
- List different tools and facets available to security administrators to adequately monitor user access

155 State and Large Government User Group Meeting

Monday 4:30 pm — 5:30 pm

Field of Study: General Interest

CPE Subject Area: Non CPE Eligible

Gain key insights with this client-led state and large government user group meeting as we discuss topics submitted by you. This interactive meeting provides the opportunity to ask questions and discuss relevant trends and topics with your fellow peers. A survey will be sent out in September to collect topics and questions up for discussion.

156 Small and Mid-Sized Government and K-12 User Group Meeting

Monday 4:30 pm — 5:30 pm

Field of Study: General Interest

CPE Subject Area: Non CPE Eligible

Gain key insights with this client-led small and mid-sized government and K-12 user group meeting as we discuss topics submitted by you. This interactive meeting provides the opportunity to ask questions and discuss relevant trends and topics with your fellow peers. A survey will be sent out in September to collect topics and questions up for discussion.

Session descriptions

Tuesday, October 23

211 How Neighthan can Expense his Trip from Cactus Flats to the Forum

Tuesday 9:15 am — 10:15 am

Field of Study: Financial, HR/Payroll
Type/Level: Basic

CPE Subject Area: Finance
Onsite Credits: 1.0 credit

Travel and Expense Management is a new module in Release 3.11. Encompassing functionality that spans the breadth of the CGI Advantage ERP solution, this session will provide attendees with an opportunity to look at the end-to-end solution, including CGI Advantage Financial Management, CGI Advantage Employee Self-Service, CGI Advantage Manager Self Service and CGI Advantage Human Resource Management components.

Learning Objectives

After attending this session, you should be able to:

- Describe the key features and functions of the Travel and Expense Management module
- Explain options for dual sites and financial-only sites

212 Cattle Drive: The Inventory Lifecycle

Tuesday 9:15 am — 10:15 am

Field of Study: Procurement
Type/Level: Basic

CPE Subject Area: Finance
Onsite Credits: 1.0 credit

Come and join the community in taking a journey through the inventory lifecycle. Take a look at how a stock request flows through the process and is eventually replenished in CGI Advantage Inventory. Hear how existing clients are using Inventory and maximizing their operations.

Learning Objectives

After attending this session, you should be able to:

- Define the inventory lifecycle
- Identify how to best utilize the inventory features
- Describe usage by other sites

213 3.11x Upgrades: CGI Advantage Human Resource Management

Tuesday 9:15 am — 10:15 am

Field of Study: HR/Payroll
Type/Level: Overview

CPE Subject Area: Specialized Knowledge
Onsite Credits: 1.0 credit

Sometimes it is hard to change from the familiar to the new. Join this session to hear our client panel share their “lessons learned” from their upgrade experience, including the things they did well and things that they wish they had done differently.

Learning Objectives

After attending this session, you should be able to:

- Discuss best practices for a successful upgrade
- Develop a project plan and upgrade milestones
- Identify training and change management strategies

214 Gathering Around the Waterhole: A Look at Lesser Known Features in Performance Budgeting

Tuesday 9:15 am — 10:15 am

Field of Study: Finance
Type/Level: Basic

CPE Subject Area: Financial
Onsite Credits: 1.0 credit

Are you getting the most out of your CGI Advantage Performance Budgeting system? In this session, we will explore some of the lesser-known features that

can help maximize your time and improve efficiencies throughout the budget process. Hear tips and tricks that clients have used to help them maximize the functionality.

Learning Objectives

After attending this session, you should be able to:

- Describe the lesser-known features of Performance Budgeting
- Describe best practices for navigation and system configuration

215 Lasso Your Data with Power BI

Tuesday 9:15 am — 10:15 am

Field of Study: Business Intelligence
Type/Level: Intermediate


CPE Subject Area: Computer Software & Applications
Onsite Credits: 1.0 credit

Want to learn more about the newest analytic tool available in the Advantage ERP suite. Power BI is a robust, highly visual, and user interactive tool that helps enable users to have easy access to their data. Attend this session and learn more about the Power BI, create dashboards and understand the next steps you want to take to start using this analytic tool.

Learning Objectives

After attending this session, you should be able to:

- Explain what the Power BI analytic tool is
- Explain how to create a simple dashboard
- Increase your knowledge about user interactivity with Power BI
- Describe how to enable a dashboard for mobile use



Session descriptions

Tuesday, October 23

216 Rise like a Phoenix: CGI Advantage DevOps Best Practices

Tuesday 9:15 am — 10:15 am

Field of Study: Technology & Architecture

Type/Level: Intermediate

CPE Subject Area: Specialized Knowledge

Onsite Credits: 1.0 credit

DevOps best practices promise a more agile, unified and automated processes between software development and operations. It promises faster delivery cycles, better quality, better security, and better reliability. This session will cover practical aspects of DevOps and the tools which CGI is currently using or evaluating.

Learning Objectives

After attending this session, you should be able to:

- Describe the benefits of following DevOps practices
- List the tools in the DevOps chain
- List steps to get started using DevOps practices
- Describe CGI's experience with various DevOps practices and tools

217 Maximizing CGI Advantage Support

Tuesday 9:15 am — 10:15 am

Field of Study: General Interest

CPE Subject Area: Non CPE Eligible

Ready to tap into valuable resources and best practices? Join this session as the Customer Support Group navigates through the different tools CGI Advantage support has to offer. We will take a tour through the CGI Solutions Support Center, CGI Download Center and the CGI Resource Library to showcase the different features that can benefit you. A panel of your peers will provide input along the way, sharing how their site has utilized these tools for efficient issue resolution and effective communication

with support staff and the CGI Advantage community.

Learning Objectives

After attending this session, you should be able to:

- Discuss the standard maintenance support process and the Customer Support Group
- Identify ways to improve support efficiencies through effective communication and tools

218 Moving to the Cloud with CGI Advantage Obligation Recovery

Tuesday 9:15 am — 10:15 am

Field of Study: Obligation Recovery

Type/Level: Intermediate

CPE Subject Area: Information Technology

Onsite Credits: 1.0 credit

Increasingly organizations are looking to move from traditional on premise infrastructure to the use of cloud based infrastructure. This session will provide an overview of what the "cloud" really means and the potential options available with CGI Advantage Obligation Recovery.

Learning Objectives

After attending this session, you should be able to:

- Define the "cloud"
- Discuss how the cloud can be utilized with CGI Advantage Obligation Recovery
- Determine if the cloud is right for you and your organization

221 The Future is Almost Here: CGI Advantage Financial Management 4.0

Tuesday 10:30 am — 11:30 am

Field of Study: Financial

Type/Level: Overview

CPE Subject Area: Computer

Software & Applications Onsite Credits: 1.0 credit

Having announced 4.0 at Forum 2016, we have made significant progress since then towards the planned release in 2019. This progress has been in no small part due to the input we have received from our clients. In this session we will provide an overview of some of the key concepts in the new user experience paradigm and then demonstrate the new design components and navigation. Join us to see how our joint vision is turning into reality!

Learning Objectives

After attending this session, you should be able to:

- Describe the vision for CGI Advantage Financial Management 4.0
- Describe the key usability enhancements that are included in Advantage 4.0

Session descriptions

Tuesday, October 23

222 The Wild Bunch: User Roles in the Procurement Process

Tuesday 10:30 am — 11:30 am

Field of Study: Procurement
Type/Level: Intermediate

CPE Subject Area: Finance
Onsite Credits: 1.0 credit

How does your site create a purchase requisition? Is this done electronically at the end-user level or centralized within an agency or department? What about receiving? Is this done by an end user or centrally? Join us in this session to learn how your CGI Advantage peers have enabled users across the procurement process in order to improve efficiencies.

Learning Objectives

After attending this session, you should be able to:

- Define common user roles throughout the procurement cycle
- Identify strategies clients have used to decentralize the procurement process
- Identify potential improvements for the user's site

223 Saddle up for FMLA!

Tuesday 10:30 am — 11:30 am

Field of Study: HR/Payroll
Type/Level: Basic

CPE Subject Area: Specialized Knowledge
Onsite Credits: 1.0 credit

Do you track Family Medical Leave Act (FMLA) in CGI Advantage? You can do so much more in CGI Advantage Human Resource Management (HRM) to manage FMLA. Refresh your knowledge about the basics of FMLA and explore the FMLA functionality within CGI Advantage.

Learning Objectives

After attending this session, you should be able to:

- Describe the FMLA configuration and set up CGI Advantage Human

Resource Management

- Determine who is eligible for FMLA
- Describe how FMLA feature works in CGI Advantage HRM and the related business processes

224 Gazing into the Grand Canyon: A Deeper Look at Salary Projections in CGI Advantage PB - Part 1

Tuesday 10:30 am — 11:30 am

Field of Study: Budget
Type/Level: Intermediate

CPE Subject Area: Finance
Onsite Credits: 1.0 credit

In this session we will take a deeper look at CGI Advantage Performance Budgeting (PB) salary projection functionality and discuss how to ensure that costs and adjustments are effectively tracked. In Part 1 of this two part session we walk through the various setup options for salary and benefits forecasting data. We will also focus on some new functionality including the ability to budget positions by hours and units. Join us to understand how to effectively leverage your salary projections!

Learning Objectives

After attending this session, you should be able to:

- Define the configurations needed to support the salary projection functionality
- Identify the options to budget positions and employees by units and hours

225 Even Cowboys Pay Taxes: New Tax Reporting Universes

Tuesday 10:30 am — 11:30 am

Field of Study: Business Intelligence
Type/Level: Basic

CPE Subject Area: Specialized Knowledge
Onsite Credits: 1.0 credit

CGI Advantage captures robust tax information both for employees and the organization as a whole. With the new tax reporting universes, you can tap into this wealth of information to help determine trends, forecast future tax impacts and detail information on individuals. Attend this session and learn how to start using this great information today.

Learning Objectives

After attending this session, you should be able to:

- Describe the new tax reporting universes and explain their functionality
- Explain how to use the tax reporting universes to report on tax information
- Increase your knowledge of how the universes and reports could be used to provide new insight into the tax process



Session descriptions

Tuesday, October 23

226 Approve 'em Cowboy: 3.11 Workflow Demonstration

Tuesday 10:30 am — 11:30 am

Field of Study: Technology & Architecture

Type/Level: Basic

CPE Subject Area: Specialized Knowledge

Onsite Credits: 1.0 credit

Saddle up and join us as we trot through a live demonstration of the latest workflow enhancements, positioning you to take the reins of your CGI Advantage workflow system and lead your organization to greener pastures!

Learning Objectives

After attending this session, you should be able to:

- Describe how to use workflow collaboration on draft documents
- Describe how to leverage the worklist pipeline enhancement
- Describe how to use the recall workflow enhancement
- Describe how other wranglers of Advantage workflow leverage the robust document approval capabilities within CGI Advantage

227 Enjoying the Journey: Maintaining Momentum and Influencing Motivation during Advantage Implementations

Tuesday 10:30 am — 11:30 am

Field of Study: General Interest

Type/Level: Basic

CPE Subject Area: Business Management & Organization

Onsite Credits: 1.0 credit

You're implementing Advantage and there is a lot of excitement about the 'destination' – a world class, modern ERP solution that has been designed to meet the needs and culture of your organization. But before you can enjoy the destination, you must survive the journey. While working on a "Project of a

Lifetime" has many benefits – gaining new skills, influencing a system that will serve your fellow employees and citizenry for a generation; the work also has challenges – novel business problems, ambitious project plans and long timeframes. This session will review lessons learned and best practices to guide your project team along the journey of a lifetime.

Learning Objectives

After attending this session, you should be able to:

- Identify different practices that can improve workplace morale
- Explain how to develop a rewards and recognition strategy designed to meet the needs of your organization

228 Make Your Communications Work

Tuesday 10:30 am — 11:30 am

Field of Study: Obligation Recovery, General Interest

Type/Level: Basic

CPE Subject Area: Communications & Marketing

Onsite Credits: 1.0 credit

Thousands of ineffective messages are sent out by governments every day. Well written and clear communications are a vital foundation for successful outcomes. In this session we will share the experiences of government agencies world-wide, using proven examples to show how insights from behavioral science can be used to materially improve results. We will focus on techniques that can be used in the design of paper and digital communications like letters, notices, forms and texts. The session will also touch on how these same principles can be applied more widely, including to the development of policies and processes, to web-site design, and to the content of call centre conversations.

Learning Objectives

After attending this session, you should be able to:

- Describe how behavioral science can be used to increase collections
- Explain ways to get people to engage and respond constructively to debtors
- Discuss communication techniques and what might work for your department

231 Idle Information Can Work for You! – Presented by OpenText

Tuesday 1:00 pm — 1:45 pm

Field of Study: Partner Spotlight

Type/Level: Basic

CPE Subject Area: Non CPE Eligible

Want to leverage information assets? Come join the OpenText session and learn how solutions can be developed to leverage information across your organization. With analytics and cognitive learning approaches, information in place can be harnessed to provide more value. More than a technology session, our team will talk to how current customers are using our solutions to run their businesses.

241 The Cattle Drive Towards Optimizing Procurement Card Usage

Tuesday 2:00 pm — 3:00 pm

Field of Study: Financial, Procurement

Type/Level: Intermediate

CPE Subject Area: Finance

Onsite Credits: 1.0 credit

The use of procurement cards is convenient for specific types of expenses. While most CGI Advantage sites have adopted procurement cards, not many sites have availed of the full automation available as part of procurement card reconciliation in Advantage. Implementation of the solution has also varied from a limited rollout of specific elements to a full implementation of all available features. Attend this session to learn more about automated procurement

Session descriptions

Tuesday, October 23

card reconciliation in Advantage and how your site can potentially employ the available functionality in the future.

Learning Objectives

After attending this session, you should be able to:

- Explain core procurement card reconciliation functionality
- Discuss changes in Release 3.11
- Recall how other sites have implemented procurement card

242 City Slickers: W-9 Verification and IRS TIN/Name Matching

Tuesday 2:00 pm — 3:00 pm

Field of Study: Procurement
Type/Level: Intermediate

CPE Subject Area: Finance
Onsite Credits: 1.0 credit

How do you obtain new or updated W-9 information from your vendors? How do you verify that information? Learn about the IRS Taxpayer Identification Number (TIN)/name matching batch jobs in Advantage Financial, and learn how sites use these batch jobs to verify a vendor's 1099 information.

Learning Objectives

After attending this session, you should be able to:

- Describe the IRS TIN/name matching batch jobs
- Describe how other sites verify 1099/W-9 information received from vendors

243 Ace in the Hole: HRM Little Known Features

Tuesday 2:00 pm — 3:00 pm

Field of Study: HR/Payroll
Type/Level: Advanced

CPE Subject Area: Personnel/HR
Onsite Credits: 1.0 credit

This session will discuss the some

features you may not know about in CGI Advantage Human Resource Management (HRM). Topics up for discussion include how to manage employee incidents and grievances, new ways for HR staff and supervisors to collaborate more efficiently, how to make large scale data entry easier and how to enhance your Employee Self Service portal security with dual factor authentication.

Learning Objectives

After attending this session, you should be able to:

- Describe employee grievance and incident processes
- Recall how to create templates and how they can improve efficiency when creating large volume of data
- Explain how to set up challenge security questions
- Describe the new 3.11.1A feature to allow for categorization of personnel actions

244 Gazing into the Grand Canyon: A Deeper Look at Salary Projections in CGI Advantage PB - Part 2

Tuesday 2:00 pm — 3:00 pm

Field of Study: Budget
Type/Level: Intermediate

CPE Subject Area: Finance
Onsite Credits: 1.0 credit

In this session, we will take a deeper look at CGI Advantage Performance Budgeting (PB) salary projection functionality and discuss how to ensure that costs and adjustments are effectively tracked. In Part 2 of this two part session, we walk through how salary projections can be used to evaluate salary savings through parameters such as a vacancy factor. We will also focus integrating data from CGI Advantage Human Resource Management (HRM) and how data transfers between the modules. Join us to understand how to effectively leverage your salary projections!

Learning Objectives

After attending this session, you should be able to:

- Define the configurations needed to support the salary projection functionality
- Describe configuration options available for transferring data to/from Performance Budgeting

245 Eureka: New CGI infoAdvantage Data Assurance Techniques

Tuesday 2:00 pm — 3:00 pm

Field of Study: Business Intelligence
Type/Level: Intermediate

CPE Subject Area: Specialized Knowledge
Onsite Credits: 1.0 credit

There have been several recent enhancements to the information infoAdvantage provides for data assurance and performance. Attend this session to improve your understanding of how the infoAdvantage data assurance process works and learn performance techniques. Learn about common items to consider, ongoing performance tuning and monitoring tips to keep infoAdvantage in tip-top shape.

Learning Objectives

After attending this session, you should be able to:

- List the new enhancements to the data assurance process
- Discuss how, when and why to use data assurance reports
- Describe strategies for effectively implementing data assurance functionality



Session descriptions

Tuesday, October 23

246 Ain't No Hellabaloo: Best Practices for Archiving and Information LifeCycle Management

Tuesday 2:00 pm — 3:00 pm

Field of Study: Technology & Architecture

Type/Level: Intermediate

CPE Subject Area: Specialized Knowledge

Onsite Credits: 1.0 credit

Are you an Advantage customer for many years but haven't archived any of your data yet? Do you have questions about archiving and how it can be done? Attend this session to learn about the archiving that is available in CGI Advantage Financial and Human Resource Management (HRM) from CGI and your colleagues. We will also discuss best practices from customers who have gone through the effort to archive their data and ways to reduce storage for data that you aren't ready to archive yet.

Learning Objectives

After attending this session, you should be able to:

- Discuss the benefits of archiving and the planning required before starting archiving
- Identify data that can be archived in CGI Advantage Financial and HRM
- Recall best practices from CGI Accelerate and other customers
- Describe other methods of reducing data storage such as table and index compression

247 Streamlining Your Operations: Top 10 CGI Advantage Case Management Use Cases

Tuesday 2:00 pm — 3:00 pm

Field of Study: General Interest

Type/Level: Basic

CPE Subject Area: Computer Software & Applications

Onsite Credits: 1.0 credit

More and more cities, counties and states are streamlining operations with CGI Advantage Case Management. In this session we will look at the natural extension of CGI Advantage Case Management to enhance business processes. This rapid-fire, quick look at the top ten use cases that already integrate with CGI Advantage will stimulate your thinking and provide details on deployment strategies, outcomes and results. A must for those already using CGI Advantage Case Management or those interested in deploying.

Learning Objectives

After attending this session, you should be able to:

- Recognize the flexibility of CGI Case Management
- Prioritize use cases that could benefit their organization
- Identify how to get started with your next CGI Case Management project

248 Centralized Obligation Recovery: What Your Agency Needs to Know to Maximize Your Collections Capabilities

Tuesday 2:00 pm — 3:00 pm

Field of Study: Obligation Recovery

Type/Level: Intermediate

CPE Subject Area: Specialized Knowledge

Onsite Credits: 1.0 credit

More than one agency in your state, county or city is in the process of collecting monies that are owed to them. One of the biggest setbacks for government agencies is trying to work alone to collect a variety of debt types. This session covers the benefits of CGI Advantage Obligation Recovery. Centralizing debt collection from multiple agencies and debt types produces significant economies of scale to support an investment in powerful collection tools. Learn how Obligation Recovery

automates manual processes, while gathering data from multiple sources to compile a comprehensive profile of your debtor and deliver new collection strategies that allow more revenues to be collected.

Learning Objectives

After attending this session, you should be able to:

- Define centralization in Advantage Obligation Recovery
- Discuss why centralization works
- Discuss the benefits of centralization

251 Better than a Straight Flush: Don't Gamble on Your Grant and Project Billings

Tuesday 3:15 pm — 4:15 pm

Field of Study: Financial

Type/Level: Advanced

CPE Subject Area: Finance

Onsite Credits: 1.0 credit

The automated reimbursement process offers many different options for project, grant and other billings. This session will concentrate on the setup required to support automated reimbursement and the associated runtime options. Emphasis will be placed on accounting options and the treatment of cross-year activity. The entire reimbursement cycle will be addressed, including selection, generation and output. Site-specific examples will be a key component of the session.

Learning Objectives

After attending this session, you should be able to:

- Explain setup required to support automated reimbursement
- List runtime options
- List accounting-specific options
- Discuss how year-end activity can be addressed and how sites have implemented to accommodate

Session descriptions

Tuesday, October 23

252 The Good, the Bad, and the Ugly: Cleaning up Your Vendor Records

Tuesday 3:15 pm — 4:15 pm

Field of Study: Procurement
Type/Level: Intermediate

CPE Subject Area: Finance
Onsite Credits: 1.0 credit

Come see the epic tale of a site upgrading to 3.11 and the major exercise they went through to update and clean-up their vendor records. A good session for any site going through an upgrade or wanting to update their vendor records.

Learning Objectives

After attending this session, you should be able to:

- Define some of the key 3.11.1+ vendor features
- Define the need to maintain/update vendor records
- Define the approach used by other clients sites to update their vendor records

253 Fistful of Dollars! Time Entry Made Easy

Tuesday 3:15 pm — 4:15 pm

Field of Study: HR/Payroll
Type/Level: Basic

CPE Subject Area: Personnel/HR
Onsite Credits: 1.0 credit

The CGI Advantage Release 3.11 includes a completely new and redesigned work schedule and as well as updated time and leave management features. We will take a look at how these improvements will help managers manage, maintain and publish staffing schedules. This session will also demonstrate how easy fill capability will simplify employee timesheet entry and improve accuracy.

Learning Objectives

After attending this session, you should be able to:

- Implement work schedule configurations and set up
- Describe how to create and publish employee work schedules
- Explain how using easy fill will simplify employee timesheet data entry and improve timesheet accuracy

254 Don't Tell Tall Tales: A Look at Performance Measures in CGI Advantage Performance Budgeting

Tuesday 3:15 pm — 4:15 pm

Field of Study: Budget
Type/Level: Intermediate

CPE Subject Area: Finance
Onsite Credits: 1.0 credit

Interested in learning how to leverage performance measures and metrics tied to requested services to help decision makers in prioritizing dollars? Join us for a look at Performance Budgeting's performance management functionality. Hear examples from the client community as to how they have leveraged the functionality to help develop budgets and align priorities. We will demonstrate how they have set up the performance management data in the system and discuss how the dashboard and related financial reports can help to connect the dots between budgeting and the metrics.

Learning Objectives

After attending this session, you should be able to:

- Describe system configuration options available for performance components.
- Describe system configuration options available for to track key performance indicator targets and actuals
- Understand the reporting options available to align key performance indicators with financial reports and dashboards

255 Round Up with Inventory and Procurement Reporting

Tuesday 3:15 pm — 4:15 pm

Field of Study: Business Intelligence, Procurement
Type/Level: Intermediate

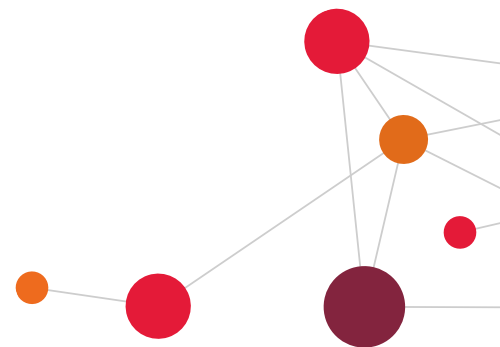
CPE Subject Area: Specialized Knowledge
Onsite Credits: 1.0 credit

Round up your cattle and understanding of key CGI infoAdvantage procurement and inventory areas. This session will focus on highly used procurement universes like awards and reference reporting. You will gain valuable insights through examples of existing baseline reports and by understanding what is being used by production sites today.

Learning Objectives

After attending this session, you should be able to:

- Describe the inventory universe
- Explain the functionality of the procurement universes
- Increase your knowledge of how users implement inventory and procurement universes and reports



Session descriptions

Tuesday, October 23

256 Become the Biggest Toad in the Puddle: Beyond Advantage Security

Tuesday 3:15 pm — 4:15 pm

Field of Study: Technology & Architecture

Type/Level: Advanced

CPE Subject Area: Specialized Knowledge

Onsite Credits: 1.0 credit

This session goes beyond the configuration of Advantage security and will cover some of the best practices to leverage the data to monitor and manage security of your Advantage system.

Learning Objectives

After attending this session, you should be able to:

- Identify security features within Advantage to effectively monitor and manage your system

257 Training: Hit the Target, Save the Saguaro and Sustain the Burn

Tuesday 3:15 pm — 4:15 pm

Field of Study: General Interest

CPE Subject Area: Non CPE Eligible

This panel discussion will focus on current trends in training including web based, on demand and micro learning courses. We will go over strategies for maintaining Advantage competency after go-live and designing training materials to avoid obsolescence and minimize maintenance requirements over the long term. This session will also provide guidance on how to provide training for new employees, for employees who transfer to new positions and for rolling out new functionality.

Learning Objectives

After attending this session, you should be able to:

- Discuss different trends in training
- Discuss strategies for developing training material

- Determine the best training delivery method for your audience

258 Trends Around Analytics and Business Intelligence in the Tax, Revenue and Collections World

Tuesday 3:15 pm — 4:15 pm

Field of Study: Obligation Recovery
Type/Level: Intermediate

CPE Subject Area: Specialized Knowledge

Onsite Credits: 1.0 credit

Increasingly agencies are making investments in master data management, building a robust inventory of data sources and using analytical tools to analyze and model the data. The analytics are used to facilitate problem solving and more effectively optimize existing resources. Analytics are not only applied to traditional risk based scoring, but also for fraud detection, evaluation of customer behavior and predicting the impact of new legislation.

Learning Objectives

After attending this session, you should be able to:

- Discuss which tools can be utilized for data management
- Describe what other agencies are using for collections and how it can apply at your site
- Discuss other options for data management in the tax, revenue and collections field

261 From Pony Express to Automation: Options for Invoicing and Payments

Tuesday 4:30 pm — 5:30 pm

Field of Study: Financial
Type/Level: Intermediate

CPE Subject Area: Finance

Onsite Credits: 1.0 credit

CGI Advantage provides a wealth of

options for automation in the invoicing and payments process. This session will focus on automation achieved through two and three way matching and will explore how sites have managed the associated separation of duties. Apart from matching, other options for automation that will also be discussed include retainage, discounts, tolerances and credit memo consolidation. Attend this session to hear from your peers on how you can maximize your experience of Accounts Payable.

Learning Objectives

After attending this session, you should be able to:

- Describe options for two and three way matching
- Describe options for automating retainage and discount calculations
- Explain payment tolerances
- Describe options for credit memo consolidation

Session descriptions

Tuesday, October 23

262 For a Few Dollars More: Procurement Post-Award Processes in Advantage

Tuesday 4:30 pm — 5:30 pm

Field of Study: Procurement
Type/Level: Intermediate

CPE Subject Area: Finance
Onsite Credits: 1.0 credit

Learn about the post-award features available in CGI Advantage Procurement by attending this session highlighting key functionalities. This session will dive into the post-award functionality, including claims tracking and protests and will provide client examples on how it is being used in their sites.

Learning Objectives

After attending this session, you should be able to:

- Define the key CGI Advantage Procurement post-award processes
- Define key features available in each post-award process
- Define common client post-award strategies

263 Head em up, Move em out: Annual Processing with CGI Advantage HRM

Tuesday 4:30 pm — 5:30 pm

Field of Study: HR/Payroll
Type/Level: Advanced

CPE Subject Area: Specialized Knowledge
Onsite Credits: 1.0 credit

Join this session to discuss best practices for managing annual processing activities using CGI Advantage Human Resource Management (HRM). This session will include a client panel that will discuss strategies to successfully plan for annual processes like: the Affordable Care Act, taxes, position rollover and COA rollover.

Learning Objectives

After attending this session, you should be able to:

- Gain tips and tricks for smooth operations for annual processing activities
- Discuss lessons learned on process planning and implementations
- Recall applicable HRM best practices from CGI Advantage clients
- Discuss simplification techniques to assist with annual processing

264 Taming the Bucking Bronco: A Deeper Look at Security Setup in Advantage Performance Budgeting

Tuesday 4:30 pm — 5:30 pm

Field of Study: Budget
Type/Level: Intermediate

CPE Subject Area: Finance
Onsite Credits: 1.0 credit

Join us for a discussion on the different security configuration options available in Advantage Performance Budgeting and how you can leverage these to help meet your business needs. We will discuss features that are unique to Performance Budgeting that can give you extra flexibility. Additionally this session will discuss the role of a budget administrator and hear tips and tricks to make your job easier! We will also take a look at some of the new features and changes coming in Release 4.0.

Learning Objectives

After attending this session, you should be able to:

- Describe the different configuration options needed to support security setup

265 First Time at the Rodeo: Beginner to Proficient Reporting

Tuesday 4:30 pm — 5:30 pm

Field of Study: Business Intelligence
Type/Level: Basic

CPE Subject Area: Specialized Knowledge
Onsite Credits: 1.0 credit

If you are new to infoAdvantage, this is the session for you. Learn how to add robust formatting to your reports to help guide your users to critical information. Learn how to develop input controls that allows users to remove unwanted information and focus on what they want to see. Say it with a picture and add graphics to your reports. Attend this session to learn all of these techniques and more.

Learning Objectives

After attending this session, you should be able to:

- Explain how to apply conditional formatting
- Describe how to add and use input controls
- Describe how to add and format charts and graphs

Session descriptions

Tuesday, October 23

266 Learn the Whole Kit and Caboodle: BIRTology

Tuesday 4:30 pm — 5:30 pm

Field of Study: Technology & Architecture

Type/Level: Intermediate

CPE Subject Area: Computer Software & Applications
Onsite Credits: 1.0 credit

Leverage the rich capabilities of Business Intelligence and Reporting Tools (BIRT)! Join us for our fourth annual BIRT session, where we will show some forms issues from the past year and discuss troubleshooting and solutions. Come ready to learn from our collective experiences.

Learning Objectives

After attending this session, you should be able to:

- Identify form design mistakes to avoid
- List new ideas for improving your BIRT forms
- Discuss new BIRT printing approaches

267 Minor Release Upgrades: Learn from Your Peers

Tuesday 4:30 pm — 5:30 pm

Field of Study: General Interest

CPE Subject Area: Non CPE Eligible

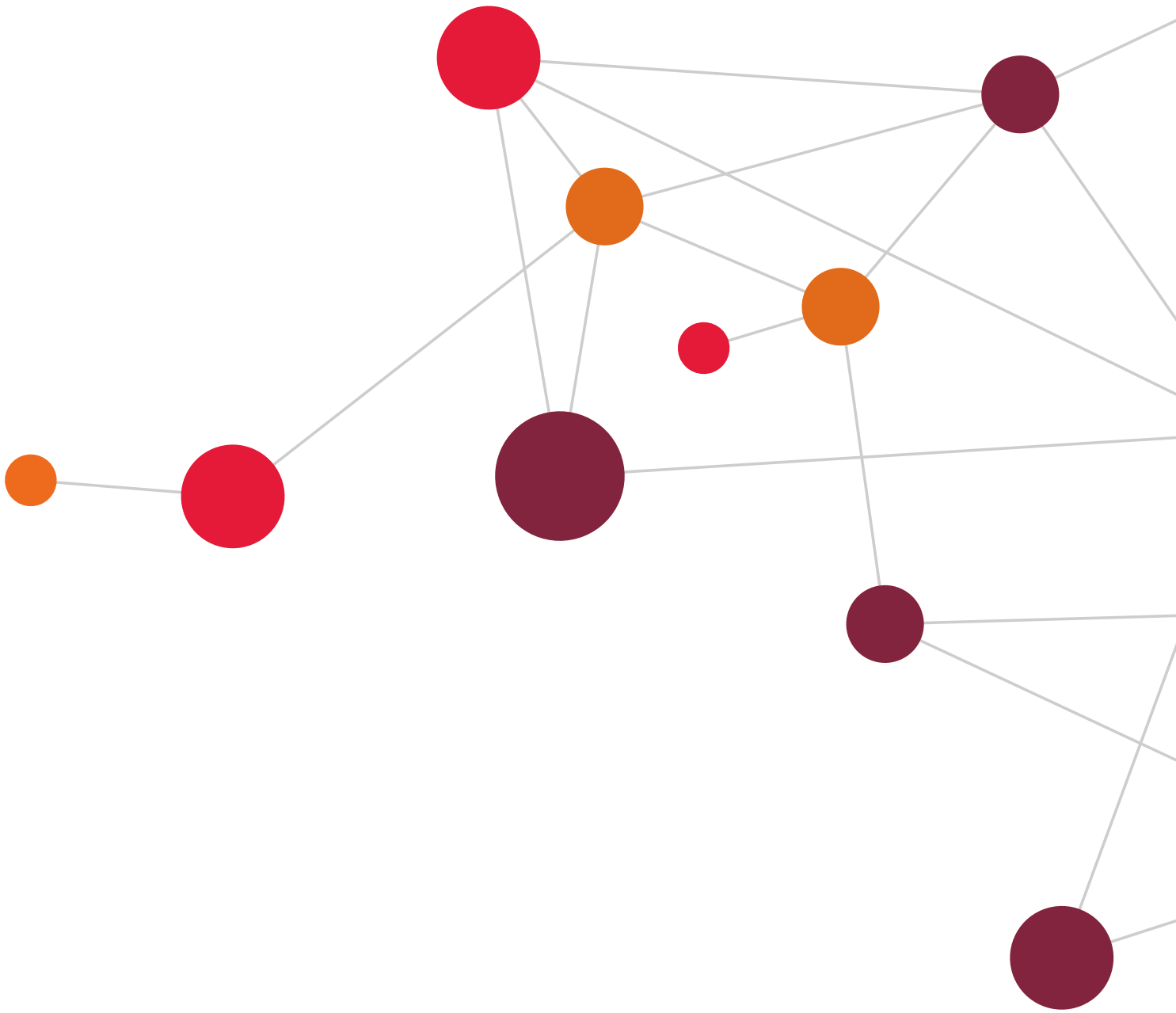
Want to hear firsthand from your peers on their real-life experiences using CGI's recommended upgrade methodology and the benefits realized through this approach? Learn how partnering with both CGI and client resources results in optimal planning, execution and subsequent go-live phases of an upgrade from one minor release of CGI Advantage 3.x to another. We'll share project

specifics from inception to completion, capitalizing on the CGI Accelerate approach, to provide a complete lifecycle of a successful upgrade engagement. Finally, you'll have the opportunity to discuss available options for developing a successful strategy for your upgrade.

Learning Objectives

After attending this session, you should be able to:

- Define a strategic business case and overall upgrade approach
- Define keys to performing a successful upgrade
- Identify organizational constraints and how to overcome them
- Describe how CGI services can provide streamlined, high-quality results



Collaboration

Networking

The Forum provides outstanding networking opportunities for attendees to share best practices and build relationships with CGI Advantage users and experts from across the country.

“The CGI Forum is a once a year gathering of the Advantage family where we are able to learn from one another, network with each other, and share our experiences through unique learning and career building opportunities. While I always return from the Forum with new ideas, solutions and approaches, the greatest return I receive is the opportunity to form new relationships and network with other members of the Advantage community.”

Jerry Gearheart
Steering Committee Chair
State of Utah

Keynote speaker

Phil Hansen

Tuesday Morning Keynote Speaker

Referred to by his fans as “the Artist for the People”, Phil Hansen is an internationally recognized multimedia artist, speaker, author and innovator -- at the forefront of bringing art to a wider audience. Crashing irreverently through conventional boundaries, Phil works at the intersection of traditional art, electronic media, offbeat materials, and interactive experiences. He is most widely known for his meta-art, videos that document the creation process (sometimes even through destruction), showing millions that art is action, not just result.



Showcase

The Showcase is your opportunity to explore all aspects of the CGI Advantage ERP solution, including Financial Management, Procurement, Human Resource Management, Performance Budgeting, Case Management, Obligation Recovery and infoAdvantage. Staffed with CGI Advantage subject matter experts, the Showcase is the place to gain in-depth knowledge about the solution and important topics, or to ask detailed questions. Once again, we're offering the ability to schedule one-on-one time with our product experts in the Showcase – providing an opportunity to get answers to your most pressing questions.

The Showcase is also the venue to meet CGI's valued partners. These best-of-breed solution providers partner with CGI to enhance our ERP solution. Stop by to learn how our partners strengthen our solutions and how your organization can optimize its ability to get the most out of CGI Advantage.

Showcase schedule	Start	End
Sunday, October 21	4:00 pm	6:00 pm
Monday, October 22	9:15 am	11:45 am
	2:30 pm	5:30 pm
Tuesday, October 23	9:15 am	11:30 am
	12:45 pm	4:30 pm

Peer-to-peer roundtable luncheon

Join our roundtables for an opportunity to learn and share expertise and best practices with your peers, discuss practical approaches for success in your field and develop strong networks. You'll gain valuable insights on relevant and timely topics, and have the opportunity to discuss common challenges and solutions that can help you and your peers become more successful.

#	Topic area	Topic	Topic description
1.	Budgeting	Budget Book Publishing: A Discussion	Publishing the budget book is one of the most important tasks within the budget development lifecycle. Join us for a conversation on the process of publishing the budget book. We will discuss options for publishing and hear from other sites on what has worked well and lessons learned related to this key function.
2.	Budgeting	Routing and Approval with Performance Budgeting Workflow	Join us for a conversation on the routing and approval of budget requests using CGI Advantage Performance Budgeting's workflow functionality. We will discuss different ways workflow can be configured and ways it can help simplify the approval process.
3.	Budgeting	Importing and Exporting Data with CGI Advantage Performance Budgeting	Join us for a discussion on the tools and processes available to import and export data to/from Advantage Performance Budgeting. We will discuss how using the import/export utility can help in the transfer of data as well as share other tips and tricks that can help in your business processes!
4.	Business Intelligence	CGI Advantage Human Resource Management Reporting	Need help determining trends in your workforce, keeping your payroll in order, or monitoring employee skills and competencies? Share experiences and lessons learned on finding and reporting on information using infoAdvantage universes. This discussion will cover Advantage HRM functional areas.
5.	Business Intelligence	CGI Advantage Financial and Procurement Reporting	Want to know how to create a cash flow report, how much inventory is available, or how to measure a milestone during your procurement process? Join this discussion to share experiences and lessons learned on finding and reporting on information in CGI Advantage Financial universes.
6.	Business Intelligence	CGI Advantage Performance Budgeting Reporting	In these days of tight budgets and program priority changes, it is important to know where your department's money is at all times. Share experiences and lessons learned on finding and reporting on information in CGI Advantage Performance Budgeting universes.
7.	Business Intelligence	Best Practices and Advanced Reporting Topics	CGI infoAdvantage has powerful reporting features that turns information into a strategic asset. Share experiences on how you have further leveraged infoAdvantage and BusinessObjects to provide advanced reporting and analytics to your end user community.

Peer-to-peer roundtable luncheon

#	Topic area	Topic	Topic description
8.	Business Intelligence	Report Design Lessons Learned	Share experiences and lessons learned with effective report design and documentation that helps your broader user community leverage and manage your business intelligence content for the long term.
9.	Business Intelligence	Transparency and Open Data	Constituents and stakeholders expect information to be available to them in this digital world. Share your site's experience and initiatives to provide information to citizens via a transparency site or open data initiatives.
10.	Business Intelligence	Leveraging Warehouse vs. Alternate Approaches	Discuss the pros and cons of using a warehouse vs. alternate approaches. Discuss how to educate the user community depending on the selected approach.
11.	Business Intelligence	Combining CGI Advantage and Non-CGI Advantage Reporting Information	Discover how sites currently manage combining CGI Advantage data with non-CGI Advantage data to produce reports, dashboards and other reporting information required by users.
12.	Business Intelligence	Dashboards and Analytics	Have an open discussion on how other users are using dashboards and analytics within the ERP space. Sharing knowledge on these robust reporting tools can provide status at a glance, help identify positive and negative trends, and allow users to move from summary level to detail level information for root cause analysis.
13.	Business Intelligence	Predictive Analytics	Raise your business intelligence to the next level by finding patterns in historical and transactional data to identify risks and opportunities. Join this discussion to find out how your peers are using analytics to forecast the trends of the future.
14.	Financial Management	Transitioning to Advantage 1099 Reporting	As sites make the transition from 1099Convey to the Advantage 1099 Reporting module, there will be many questions regarding the new functionality and its rollout. Attend this roundtable discussion to hear from clients about their progress in this regard and any lessons learned to date.
15.	Financial Management	Grants Management	Attend this roundtable discussion to hear how sites have established and budgeted for grant COA elements, and how sites have taken their grants management footprint to the next level by implementing Grantee Lifecycle Management (GLM) and/or Grantor Self-Service (GSS).

Peer-to-peer roundtable luncheon

#	Topic area	Topic	Topic description
16.	Financial Management	Indirect Cost Assessment and Calculation: Advantage Cost Allocation and Overhead Rate Processes	This discussion will focus on both operational and functional considerations when implementing cost allocation. Now that you have been live for a while, new reporting and cost allocation needs may have emerged. Attend this roundtable discussion to hear how cost allocation has been implemented, how it's incorporated into daily and monthly cycles, and how various challenges can be overcome.
17.	Financial Management	Electronic Payments	Discuss implementation of electronic payment methods such as Electronic Funds Transfer (EFT) and ePayables. Hear from other sites about vendor enrollment in payment programs, increased revenue via bank rebates from ePayables, and configuration options in CGI Advantage Financial.
18.	Financial Management	CAFR Reporting and Publishing	There are key components to CAFR. First and foremost, sites need to produce the necessary year-end statements. That is where the Advantage CAFR reporting module comes into play as it provides the ability to produce those statements in the required format. There is also the publishing component – while some sites keep it simple and just use MS Word, others have implemented publishing solutions. Attend this roundtable discussion to hear from your peers about how they address both components of CAFR production, and how some have implemented the Advantage CAFR Reporting module.
19.	Financial Management	Planning for and Closing the Fiscal Year	For many sites, the CGI Forum coincides with significant year-end activities. For sites on a July fiscal year, much of the year-end activity may already be complete, whereas for those on an October fiscal year, there is still a lot of work to be done. Attend this roundtable discussion to hear how your peers manage year-end activities and any lessons learned.
20.	General Interest	CGI Case Management Roadmap	Join this discussion to learn more about CGI Case Management and its current roadmap. Learn how others have used CGI Case Management to enhance operations and the features they have used most. As we look at the roadmap, contribute your ideas for additional features you'd find helpful and what would like to see in future releases.
21.	General Interest	CGI Advantage ERP Managed Services	Explore CGI Managed Advantage options with peers who are using this delivery method. Join us if you're interested in CGI's custom maintenance and/or hosting services to learn if any of our offerings are a good fit for your organization's needs.

Peer-to-peer roundtable luncheon

#	Topic area	Topic	Topic description
22.	General Interest	Change Management Strategies for Successful Projects	You have figured out the technology and the process changes. What about the people side? Organizational development ensures that the people side of change management is also addressed. Join this discussion for ideas on how to manage potential impacts to culture due to new initiatives. Examples include a realignment of the organizational structure, new software implementations and general process improvement projects.
23.	General Interest	Leveraging Your ERP Post-Implementation	What happens after implementation? How can you continue to extract benefits from your ERP system? What KPIs are you capturing to compare the legacy vs Advantage ERP operational effectiveness or return on investment (ROI)?
24.	General Interest	Exploring SaaS with CGI Advantage360	Does your site use SaaS software outside of your ERP? Have you considered the benefits of a SaaS deployment model for Advantage? Join your peers already using Advantage360 to learn how transitioning your on premise Advantage deployment to the Cloud may be beneficial to your organization.
25.	General Interest	CGI Advantage Enhanced Maintenance Services	Is your organization looking for ways to simplify the maintenance of your CGI Advantage applications? Join this table to discuss what Enhanced Maintenance Services (EMS) has to offer over a standard maintenance plan. Network with existing clients to hear why they chose EMS, benefits of EMS and lessons learned.
26.	Human Resource Management	Mobile Apps	Do you use CGI Advantage HR Mobile Apps? Do you know that your employees and managers can submit, approve, and view time and leave information on the go? Discuss how you're handling the remote access needs of your employees, and learn from other clients on how mobile apps can help.
27.	Human Resource Management	4.0 Human Resource Management	Do you want to learn on what is coming in 4.0 HRM? Have you participated in the 4.0 working group sessions? Do you want to learn more on the new business process redesigns that will be available in 4.0? Join us to learn what's coming in HRM 4.0!
28.	Human Resource Management	FLSA and Automated Pay	Join this conversation on how sites are managing the requirements of Fair Labor Standards Act (FLSA). Attendees will discuss options and processes that they have implemented at their sites to address overtime calculations. Discuss methods for generating and paying overtime using CGI Advantage Human Resource Management.



Peer-to-peer roundtable luncheon

#	Topic area	Topic	Topic description
29.	Human Resource Management	Retro - Pay/ Deductions & Leave	Have you run or do you need retroactive processing? Join this discussion on CGI Advantage Human Resource Management retro processing. Discuss the set up you need to make retroactive processes work for you and what these processes can do to assist with your other processes.
30.	Human Resource Management	Benefits Management (Eligibility, Open Enrollment, Policy etc.)	Are you considering using benefits enrollment in CGI Advantage Employee Self Service in the future? Do you have insights to share with other clients about the benefits enrollment process, the eligibility and policy setup? If you answered yes to either question then plan to attend the informative discussion about these experiences.
31.	Human Resource Management	CGI Advantage Human Resource Management for School Districts	Meet other attendees from Human Resource Management school district sites and exchange ideas and best practices. We'll focus on networking and discuss topics that specifically impact the operation of school districts.
32.	Human Resource Management	Application Security – Credentials, Single Sign-On Approaches, Dual Factor	How do you handle user security setup? Do you use single sign-on for CGI Advantage? Do you use dual factor authentication? Join the discussion and learn from others on how authentication is handled in Advantage.
33.	Human Resource Management	Payroll Validation for a Successful Payroll Run	Learn how other sites are validating payroll data to make payroll easy. The group conversation will focus on specific tools and processes that sites use to prepare for payroll and post payroll validation. We will discuss the steps users are taking to reconcile the payroll data for their site.
34.	Human Resource Management	Position Management: Salaries and budget, PB Integration, Staffing, Position Control	How is your site managing recruiting? Have you included a third-party vendor? Join us to discuss how the recruiting process is being supported at your site, and learn from others as they share issues and resolutions addressed with their implementations.
35.	Procurement	The Future of Vendor Self Service	Attend this roundtable in discussing the future of CGI Vendor Self Service and how to better manage the system as it transforms into a portal for multiple user bases, such as vendors, grantees, auction bidders and perhaps even customers in the future.



Peer-to-peer roundtable luncheon

#	Topic area	Topic	Topic description
36.	Procurement	Vendor Management	How are sites reviewing vendor information? What information do sites require before activating a vendor? Does CGI Advantage provide all the necessary tools to capture the vendor's information? Learn about effective strategies to manage and review vendor information with the latest release of CGI Advantage and how it can be improved.
37.	Procurement	Procurement Workflow	How do sites setup the milestones and requirements for various procurement processes? Is it centralized or decentralized? Is it based on the procurement type or based on budget? Come join the discussion on what can be done to accommodate various procurement workflow processes in CGI Advantage.
38.	Procurement	Post-Award Processes and Reports	What are the processes or reports that you use today to measure your vendors' performance? Are there additional features that the system could provide to track a vendor's performance through a typical post-award cycle? Join this table to hear how your peers are using CGI Advantage for the various post-award processes available to procurement professionals.
39.	Procurement	Procurement on a Mobile Device?	As technologies migrate to a mobile-first approach, can procurement processes migrate to function on mobile devices? What mobile procurement functions are currently supported in CGI Advantage? Join your peers in understanding the current mobile offerings and thoughts on migrating from a desktop to a smartphone or tablet.
40.	Obligation Recovery	Leveraging CGI Advantage Obligation Recovery to Achieve Higher Revenues	CGI Advantage Obligation Recovery is the solution module called upon by clients who need a strong collections solution. Join us to discuss collections capabilities, funding options and implementation options.
41.	Technical & Architecture	Advantage Operations	Join this roundtable for a discussion on CGI Advantage operations, including performance tuning, troubleshooting and browser support.
42.	Technical & Architecture	Advantage 4.0 Tech Stack and User Experience	Join this roundtable for a discussion on Advantage 4.0 user experience and share feature ideas.
43.	Technical & Architecture	Migration to BIRT	Worried about the transition to BIRT? Have successful strategies to share with your peers? Join this roundtable to discuss your BIRT migration and support strategy and hear from others about their successes.

Peer-to-peer roundtable luncheon

#	Topic area	Topic	Topic description
44.	Technical & Architecture	Security and Workflow	It is important to keep data secure as it moves through workflow. Join this roundtable if you are interested in discussing CGI Advantage security and workflow topics with your peers.
45.	Technical & Architecture	Integrations	Join this roundtable for a discussion on CGI Advantage integrations and learn from your peers how they manage integrations at their site.
46.	Technical & Architecture	Technology Roadmap	Join this roundtable to discuss and provide feedback on the CGI Advantage technology roadmap and help shape the future of CGI Advantage technology.



Community

Attendees from Forum 2017

Attendees identify networking as a top reason for attending Forum year after year. Be a part of the CGI Advantage community! Join the list of organizations from across the country that have participated in the Forum.

State of Alabama

State of Alaska

**Aldine Independent
School District (TX)**

City of Anaheim (CA)

**Anne Arundel County
Public Schools (MD)**

State of Arizona

City of Austin (TX)

Baltimore County (MD)

**Baltimore County Public
Schools (MD)**

City of Cincinnati (OH)

**Colorado Division of
Parks and Wildlife**

State of Colorado

**Columbus Consolidated
Gov't. (GA)**

City of Dallas (TX)

Fulton County (GA)

City of Gainesville (FL)

Grand Rapids (MI)

**City and County of
Honolulu (HI)**

**Iowa Department
of Revenue**

State of Iowa

Kansas City (MO)

Kansas Department of Revenue

Kentucky, Commonwealth of

Los Angeles County (CA)

**Los Angeles County Office
of Education (CA)**

City of Los Angeles (CA)

State of Maine

County of Maricopa (AZ)

Mecklenburg County (NC)

City of Mesa (AZ)

State of Michigan

City of Modesto (CA)

Monterey County (CA)

City of New York (NY)

City of Norfolk (VA)

**Oakland Intermediate
School District (MI)**

Ocean County (NJ)

Olmsted County (MN)

Orange County (CA)

Orange County (FL)

Palm Beach County (FL)

**School District of
Philadelphia (PA)**

**Prince William County
Public Schools (VA)**

City of Roanoke (VA)

City of Rockville (MD)

San Diego County (CA)

**Savannah-Chatham
Public Schools (GA)**

**Southwest Florida Water
Mgmt. District**

City of Springfield (IL)

Suffolk County (NY)

City of Tucson (AZ)

Tulare County (CA)

State of Utah

County of Ventura (CA)

State of Vermont

Volusia County (FL)

Wake County (NC)

Washington DOT

State of West Virginia

Westchester County (NY)



Community

Networking events

Sunday, October 21

Showcase reception

Don't miss the opportunity to chat with Showcase partner vendors and CGI product experts. Get started on learning more about CGI Advantage and partner products and find the answers you've been looking for in this relaxed kick-off to CGI Forum 2018.



Welcome reception

Join us poolside for a fun reception full of food, drink and entertainment. Take in the incredible Tucson views and get acquainted with your fellow Advantage peers and CGI members

Monday, October 22

CGI Advantage Users' Group business luncheon

Enjoy lunch while networking with your fellow user community members and listening to remarks and important updates by your Users' Group Steering Committee.



Old Tucson Studios

Slap on Your Spurs - or Sneakers - for Wild West Fun! From daring gunfights and stunts to rip-roarin' musical revues and, yes, line dancing, Old Tucson offers exciting Old West entertainment and activities, which you'll have access to all night long. Take a miniature train ride into the beautiful Sonoran Desert. Sit a spell in the Grand Palace Saloon and take in a musical revue or comedy show. And, so much more!



Tuesday, October 23

Peer-to-peer roundtable luncheon

Roundtables give attendees an opportunity to learn from their peers by sharing expertise and discussing practical approaches to success in their field—all while developing stronger networks. Table leads will be on hand to spark conversation. The table topics can be found on page 27 of this brochure. You will have the opportunity to sign-up for your preferred table topic when you register online for the conference.



Plan to attend

Registration

CGI provides all CGI Advantage sites with one complimentary registration. Redemption details will be sent to your site's primary contact. Additional registrations are available at the fees listed below. Registration includes complimentary conference receptions and scheduled meals.

Early Bird Registration (on or before August 31) \$995.00

Late Registration (after August 31) \$1,195.00

For conference inquiries contact:

Michelle Rives, CGI Event Manager
11325 Random Hills Road
Fairfax, Virginia 22030
703-267-8041
michelle.rives@cgi.com

Hotel information

A block of rooms has been set aside at the JW Marriott Tucson Starr Pass.

JW Marriott Tucson Starr Pass
3800 W. Starr Pass Blvd
Tucson, AZ 85745

Phone: 520-792-3500

Reservations: 1-877-622-3140

Check-in: 4:00 PM

Check-out: 11:00 AM

Room rate: \$199 USD per night (single/double occupancy) + tax*

Hotel reservation cut-off date: Friday, September 14, 2018*

Two ways to make a reservation:

1. Call the hotel's group reservations number at 1-877-622-3140 and reference the "CGI Advantage Forum 2018" room block.
2. Visit the CGI Forum 2018 reservation website at bit.ly/Forum2018Reservations

* Once the room block is filled or the hotel reservation cut-off date has passed, rooms will be reserved on a space-available basis and may be subject to higher rates.



Remember the early bird discount expires after August 31. Register early to save \$200 and secure your spot.

Transportation

The JW Marriott Tucson Starr Pass is located approximately 12 miles from Tucson International Airport (TUC) and 114 miles from Phoenix Sky Harbor International Airport (PHX). There are several options for ground transportation listed below.

Taxi cabs

To reach the taxi stand exit Baggage Claim on the lower level and cross the first road to the commercial roadway. The taxis will be on the left.

Shuttle service

Starr Transportation shuttle is the official airport shuttle service of TUC and PHX. The cost per passenger from TUC to the JW Marriott Tucson Starr Pass is approximately \$45.00 USD one way. The cost per passenger from PHX to the JW Marriott Tucson Starr Pass is approximately \$275.00 one way. Reservations can be made online or by phone at (520) 544-7895. There are various other transportation services available online.

Rental cars

Tucson offers seven car rental companies that have counters and cars in the Rental Car facility. The Rental Car facility is at the east exit of the terminal. From Baggage Claim, use the link moving sidewalk from baggage carousel 7. From the ticketing level, walk down the ramp east of the United Airlines ticket counter.

The Rental Car Center at PHX accommodates all airport rental car companies, their rental counters and vehicles. If you are planning to rent a car from PHX, be sure to make a reservation. Vehicles are limited for walk-up customers. The Rental Car Center is located within its own building at 1805 E. Sky Harbor Circle South (between 16th

Street and 24th Street, south of Buckeye Road). You can ride the common Rental Car Shuttle which can be accessed at the curb on baggage claim levels of each terminal.

Hotel parking

Self-parking overnight: complimentary for overnight guests
Valet parking overnight: \$25.00 + tax per night**

**Transportation rates and times are estimated and are subject to change.



FORUM 2018



for the CGI Advantage community



Build your schedule

Use this worksheet to plan your session schedule and then go online to cgi.com/forum2018 to complete your registration for CGI Forum 2018.

MY MONDAY SESSIONS

9:30 am – 10:30 am Sessions

1st Choice #	Title
--------------	-------

2nd Choice #	Title
--------------	-------

10:45 am – 11:45 am Sessions

1st Choice #	Title
--------------	-------

2nd Choice #	Title
--------------	-------

1:30 pm – 2:30 pm Sessions

1st Choice #	Title
--------------	-------

2nd Choice #	Title
--------------	-------

2:45 pm – 3:45 pm Sessions

1st Choice #	Title
--------------	-------

2nd Choice #	Title
--------------	-------

4:30 pm – 5:30 pm Sessions

1st Choice #	Title
--------------	-------

2nd Choice #	Title
--------------	-------

MY TUESDAY SESSIONS

9:15 am – 10:15 am Sessions

1st Choice #	Title
--------------	-------

2nd Choice #	Title
--------------	-------

10:30 am – 11:30 am Sessions

1st Choice #	Title
--------------	-------

2nd Choice #	Title
--------------	-------

11:30 am – 12:45 pm Sessions

Peer-to-Peer lunch topic 1

Peer-to-Peer lunch topic 2

Peer-to-Peer lunch topic 3

1:00 pm – 1:45 pm Sessions

1st Choice #	Title
--------------	-------

2nd Choice #	Title
--------------	-------

2:00 pm – 3:00 pm Sessions

1st Choice #	Title
--------------	-------

2nd Choice #	Title
--------------	-------

3:15 pm – 4:15 pm Sessions

1st Choice #	Title
--------------	-------

2nd Choice #	Title
--------------	-------

4:30 pm – 5:30 pm Sessions

1st Choice #	Title
--------------	-------

2nd Choice #	Title
--------------	-------

Visit cgi.com/forum2018 for additional event details and to register for CGI Forum.



11325 Random Hills Road
Fairfax, VA 22030
cgi.com/forum2018



About CGI

Founded in 1976, CGI is one of the world's largest IT and business consulting services firms. We help clients achieve their goals, including becoming customer-centric digital organizations, through high-end IT and business consulting, systems integration and outsourcing services combined with a unique client proximity model and global center of excellence network.

CGI Forum 2018 content is copyright ©2018 by CGI Group Inc.
The CGI logo and CGI Advantage are trademarks of CGI Group Inc. All rights reserved.